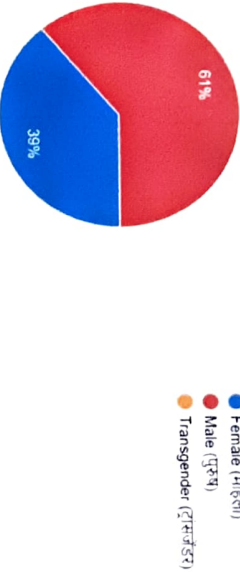

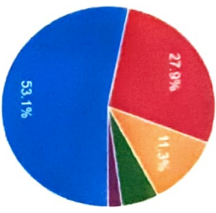
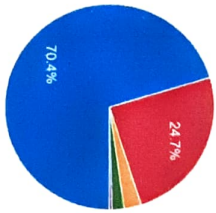
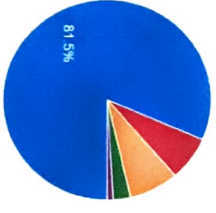
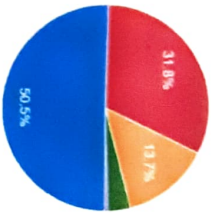

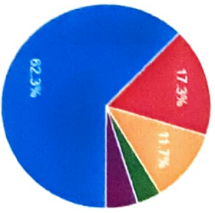
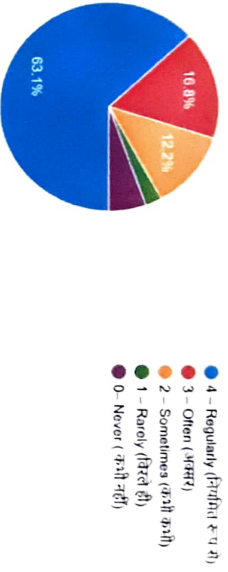
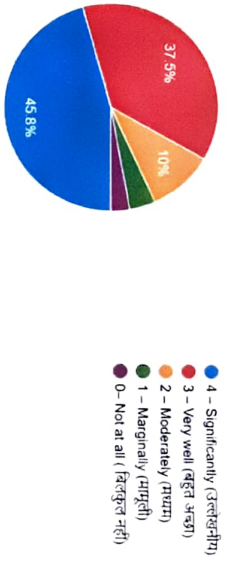
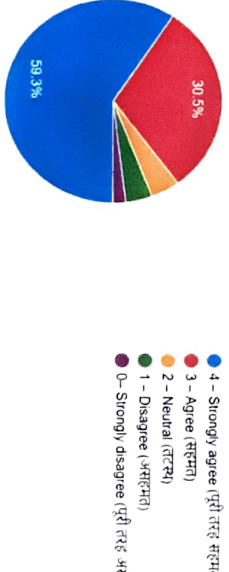


**Student Satisfaction Survey (SSS) Report- 2022-23**  
**Kisan Post Graduate College, Bahraich (UP)-271801**

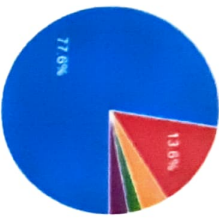
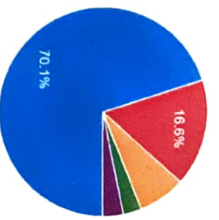
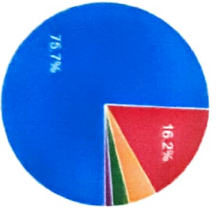
Questionnaire	Response	Analysis
<p>Respondents Gender ( लिंग ) : 531 responses</p> <p>What degree program are you pursuing now? अभी आप कौन सा डिग्री प्रोग्राम कर रहे हैं? 531 responses</p>	<p>D) Gender ( लिंग ) : 531 responses</p>  <p>E) What degree program are you pursuing now? अभी आप कौन सा डिग्री प्रोग्राम कर रहे हैं? 531 responses</p> 	<p><b>Analysis</b></p> <p>Total 531 students have responded in Student Satisfaction Survey 2022-23. Among them 61% are boys and 39% are girls.</p> <p>The students of B.A. course responded to this survey are the highest i.e. 61.4 percent. The number of students responded to this survey of B.Sc. course are 74, B.Com. 3, M.A.108, M.Sc.-20 and B.Ed.-3 respectively.</p>

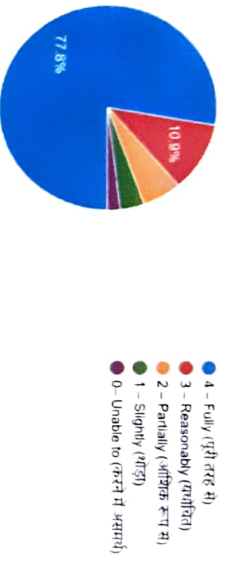
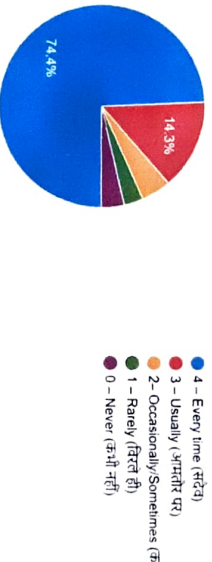
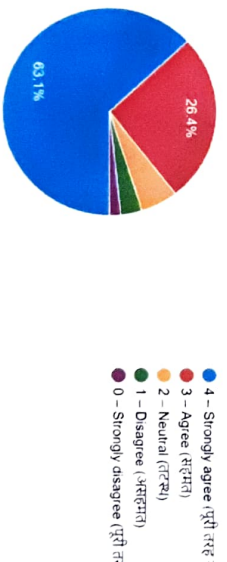
<p>1. How much of the syllabus was covered in the class? कक्षा में कितना पाठ्यक्रम पूर्ण हुआ? 531 responses</p>	<p>1. How much of the syllabus was covered in the class? 531 responses</p> <p>कक्षा में कितना पाठ्यक्रम पूर्ण हुआ? 531 responses</p>  <table border="1"> <thead> <tr> <th>Category</th> <th>Percentage</th> </tr> </thead> <tbody> <tr> <td>4 - 85 to 100%</td> <td>53.1%</td> </tr> <tr> <td>3 - 70 to 84%</td> <td>27.9%</td> </tr> <tr> <td>2 - 55 to 69%</td> <td>11.3%</td> </tr> <tr> <td>1 - 30 to 54%</td> <td>7.0%</td> </tr> <tr> <td>0 - Below 30%</td> <td>0.9%</td> </tr> </tbody> </table>	Category	Percentage	4 - 85 to 100%	53.1%	3 - 70 to 84%	27.9%	2 - 55 to 69%	11.3%	1 - 30 to 54%	7.0%	0 - Below 30%	0.9%	<p>The 53.1% students responded that their syllabus was covered from 85 to 100 percent by the concerned departments. The 27.9% students responded that their syllabus was covered from 70 to 84 percent by the concerned departments. The 11.3% students responded that their syllabus was covered from 55 to 69 percent by the concerned departments.</p>
Category	Percentage													
4 - 85 to 100%	53.1%													
3 - 70 to 84%	27.9%													
2 - 55 to 69%	11.3%													
1 - 30 to 54%	7.0%													
0 - Below 30%	0.9%													
<p>2. How well did the teachers prepare for the classes? शिक्षकों ने कक्षाओं के लिए कितनी अच्छी तैयारी की? 531 responses</p>	<p>2. How well did the teachers prepare for the classes? 531 responses</p> <p>शिक्षकों ने कक्षाओं के लिए कितनी अच्छी तैयारी की? 531 responses</p>  <table border="1"> <thead> <tr> <th>Category</th> <th>Percentage</th> </tr> </thead> <tbody> <tr> <td>4 - Thoroughly (दृढ़ी तरह से)</td> <td>70.4%</td> </tr> <tr> <td>3 - Satisfactorily (संतोषजनक ढंग से)</td> <td>24.7%</td> </tr> <tr> <td>2 - Poorly (दुर्बल)</td> <td>2.8%</td> </tr> <tr> <td>1 - Indifferently (उदासीनता से)</td> <td>1.3%</td> </tr> <tr> <td>0 - Won't teach at all (चिन्तन नहीं करने)</td> <td>0.8%</td> </tr> </tbody> </table>	Category	Percentage	4 - Thoroughly (दृढ़ी तरह से)	70.4%	3 - Satisfactorily (संतोषजनक ढंग से)	24.7%	2 - Poorly (दुर्बल)	2.8%	1 - Indifferently (उदासीनता से)	1.3%	0 - Won't teach at all (चिन्तन नहीं करने)	0.8%	<p>The 70.4% students responded that their teachers prepared for the classes thoroughly, where as 24.7 % replied it satisfactory.</p>
Category	Percentage													
4 - Thoroughly (दृढ़ी तरह से)	70.4%													
3 - Satisfactorily (संतोषजनक ढंग से)	24.7%													
2 - Poorly (दुर्बल)	2.8%													
1 - Indifferently (उदासीनता से)	1.3%													
0 - Won't teach at all (चिन्तन नहीं करने)	0.8%													
<p>3. How well were the teachers able to communicate? शिक्षक कितनी अच्छी तरह संवाद करने में सक्षम थे? 531 responses</p>	<p>3. How well were the teachers able to communicate? 531 responses</p> <p>शिक्षक कितनी अच्छी तरह संवाद करने में सक्षम थे? 531 responses</p>  <table border="1"> <thead> <tr> <th>Category</th> <th>Percentage</th> </tr> </thead> <tbody> <tr> <td>4 - Always effective (हमेशा प्रभावी)</td> <td>81.5%</td> </tr> <tr> <td>3 - Sometimes effective (कभी-कभी प्रभावी)</td> <td>13.2%</td> </tr> <tr> <td>2 - Just satisfactory (बस संतोषजनक)</td> <td>4.3%</td> </tr> <tr> <td>1 - Generally ineffective (आम तौर पर असंतोष)</td> <td>1.0%</td> </tr> <tr> <td>0 - Very poor communication (बहुत खराब संवाद)</td> <td>0.0%</td> </tr> </tbody> </table>	Category	Percentage	4 - Always effective (हमेशा प्रभावी)	81.5%	3 - Sometimes effective (कभी-कभी प्रभावी)	13.2%	2 - Just satisfactory (बस संतोषजनक)	4.3%	1 - Generally ineffective (आम तौर पर असंतोष)	1.0%	0 - Very poor communication (बहुत खराब संवाद)	0.0%	<p>The 81.5% students replied that the teachers are able to communicate always effectively.</p>
Category	Percentage													
4 - Always effective (हमेशा प्रभावी)	81.5%													
3 - Sometimes effective (कभी-कभी प्रभावी)	13.2%													
2 - Just satisfactory (बस संतोषजनक)	4.3%													
1 - Generally ineffective (आम तौर पर असंतोष)	1.0%													
0 - Very poor communication (बहुत खराब संवाद)	0.0%													

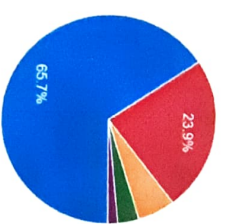
<p>4. The teacher's approach to teaching can best be described as शिक्षण के प्रति शिक्षक के दृष्टिकोण को सर्वोत्तम रूप में वर्णित किया जा सकता है: 531 responses</p>	<p>4. The teacher's approach to teaching can best be described as शिक्षण के प्रति शिक्षक के दृष्टिकोण को सर्वोत्तम रूप में वर्णित किया जा सकता है 531 responses</p>  <table border="1"> <thead> <tr> <th>Category</th> <th>Percentage</th> </tr> </thead> <tbody> <tr> <td>4 - Excellent (उत्कृष्ट)</td> <td>50.5%</td> </tr> <tr> <td>3 - Very good (बहुत अच्छा)</td> <td>31.8%</td> </tr> <tr> <td>2 - Good (अच्छा)</td> <td>13.7%</td> </tr> <tr> <td>1 - Fair (मिथ्या)</td> <td>1.7%</td> </tr> <tr> <td>0 - Poor (भयानक)</td> <td>2.6%</td> </tr> </tbody> </table>	Category	Percentage	4 - Excellent (उत्कृष्ट)	50.5%	3 - Very good (बहुत अच्छा)	31.8%	2 - Good (अच्छा)	13.7%	1 - Fair (मिथ्या)	1.7%	0 - Poor (भयानक)	2.6%	<p>The 50.5 percent described teachers approach to teaching Excellent, 31.8% students responded it as very good and 13.7% said it good.</p>
Category	Percentage													
4 - Excellent (उत्कृष्ट)	50.5%													
3 - Very good (बहुत अच्छा)	31.8%													
2 - Good (अच्छा)	13.7%													
1 - Fair (मिथ्या)	1.7%													
0 - Poor (भयानक)	2.6%													
<p>5. Fairness of the internal evaluation process by the teachers. शिक्षकों द्वारा आंतरिक मूल्यांकन प्रक्रिया की निष्पक्षता। 531 responses</p>	<p>5. Fairness of the internal evaluation process by the teachers. शिक्षकों द्वारा आंतरिक मूल्यांकन प्रक्रिया की निष्पक्षता। 531 responses</p>  <table border="1"> <thead> <tr> <th>Category</th> <th>Percentage</th> </tr> </thead> <tbody> <tr> <td>4 - Always fair (हमेशा निष्पक्ष)</td> <td>72.7%</td> </tr> <tr> <td>3 - Usually fair (आमतौर पर निष्पक्ष)</td> <td>17.3%</td> </tr> <tr> <td>2 - Sometimes unfair (कभी-कभी अनिष्पक्ष)</td> <td>6%</td> </tr> <tr> <td>1 - Usually unfair (आमतौर पर अनिष्पक्ष)</td> <td>2%</td> </tr> <tr> <td>0 - Unfair (अनिष्पक्ष)</td> <td>1.7%</td> </tr> </tbody> </table>	Category	Percentage	4 - Always fair (हमेशा निष्पक्ष)	72.7%	3 - Usually fair (आमतौर पर निष्पक्ष)	17.3%	2 - Sometimes unfair (कभी-कभी अनिष्पक्ष)	6%	1 - Usually unfair (आमतौर पर अनिष्पक्ष)	2%	0 - Unfair (अनिष्पक्ष)	1.7%	<p>On the question of fairness of the internal evaluation process by the teachers, 72.7% students responded it remained always fair and 17.3 % said it remains usually fair.</p>
Category	Percentage													
4 - Always fair (हमेशा निष्पक्ष)	72.7%													
3 - Usually fair (आमतौर पर निष्पक्ष)	17.3%													
2 - Sometimes unfair (कभी-कभी अनिष्पक्ष)	6%													
1 - Usually unfair (आमतौर पर अनिष्पक्ष)	2%													
0 - Unfair (अनिष्पक्ष)	1.7%													
<p>6. Was your performance in assignments discussed with you? क्या सत्रीय कार्यों में आपके प्रदर्शन के बारे में आपसे चर्चा की गई? 531 responses</p>	<p>6. Was your performance in assignments discussed with you? क्या सत्रीय कार्यों में आपके प्रदर्शन के बारे में आपसे चर्चा की गई? 531 responses</p>  <table border="1"> <thead> <tr> <th>Category</th> <th>Percentage</th> </tr> </thead> <tbody> <tr> <td>4 - Every time (हमेशा)</td> <td>62.3%</td> </tr> <tr> <td>3 - Usually (आमतौर पर)</td> <td>17.3%</td> </tr> <tr> <td>2 - Occasionally (कभी-कभी)</td> <td>11.7%</td> </tr> <tr> <td>1 - Rarely (दिलीरती कभी)</td> <td>7%</td> </tr> <tr> <td>0 - Never (कभी नहीं)</td> <td>1.7%</td> </tr> </tbody> </table>	Category	Percentage	4 - Every time (हमेशा)	62.3%	3 - Usually (आमतौर पर)	17.3%	2 - Occasionally (कभी-कभी)	11.7%	1 - Rarely (दिलीरती कभी)	7%	0 - Never (कभी नहीं)	1.7%	<p>The 62.3% students responded that their performances in assignments discussed by the teachers every time and 17.3 percent students said that it is done usually. Whereas 11.7% students said that the teachers do it occasionally.</p>
Category	Percentage													
4 - Every time (हमेशा)	62.3%													
3 - Usually (आमतौर पर)	17.3%													
2 - Occasionally (कभी-कभी)	11.7%													
1 - Rarely (दिलीरती कभी)	7%													
0 - Never (कभी नहीं)	1.7%													

<p>7. The institute takes active interest in promoting internship, student exchange, and field visit opportunities for students. संस्थान छात्रों के लिए इंटर्नशिप, छात्र विनिमय, फील्ड विजिट के अवसरों को बढ़ावा देने में सक्रिय रुचि लेता है। 531 responses</p>	<p>7. The institute takes active interest in promoting internship, student exchange, field visit opportunities for students. संस्था छात्रों के लिए इंटर्नशा...ड विजिट के अवसरों को बढ़ावा देने में सक्रिय रुचि लेता है। 531 responses</p>  <ul style="list-style-type: none"> <li>● 4 - Regularly (Regulartar)</li> <li>● 3 - Often (Ofantar)</li> <li>● 2 - Sometimes (Kabhi kabhi)</li> <li>● 1 - Rarely (Bhirtar)</li> <li>● 0 - Never (Kabhi nahin)</li> </ul>	<p>The responses of the students on the question of the active interest in promoting internship, student exchange, field visit by the institute is that the 63.1% students said it is done regularly, the 16.8% students reply it is done often and 12.2% student reply it as done sometimes by the institution.</p>
<p>8. The teaching and mentoring process in your institution facilitates you in cognitive, social and emotional growth. आपके संस्थान में शिक्षण और परामर्श प्रक्रिया आपको संज्ञानात्मक, सामाजिक और भावनात्मक विकास में मदद करती है। 531 responses</p>	<p>8. The teaching and mentoring process in your institution facilitates you in cognitive, social and emotional growth. आपके संस्थान में शिक्षण और परामर्श...सक, सामाजिक और भावनात्मक विकास में मदद करती है। 531 responses</p>  <ul style="list-style-type: none"> <li>● 4 - Significantly (Utkrantahar)</li> <li>● 3 - Very well (Badhi akrant)</li> <li>● 2 - Moderately (Mastant)</li> <li>● 1 - Marginally (Margat)</li> <li>● 0 - Not at all (Bhirkant nahin)</li> </ul>	<p>The teaching and mentoring process in our institution facilitate the students in cognitive social and emotional growth and on this question 45.8% students reply it is done significantly, 37.5% students said that it is very well, the 10% students said that it is done moderately.</p>
<p>9. The institution provides multiple opportunities to learn and grow. संस्था सीखने और बढ़ने के कई अवसर प्रदान करती है। 531 responses</p>	<p>9. The institution provides multiple opportunities to learn and grow. संस्था सीखने और बढ़ने के कई अवसर प्रदान करती है। 531 responses</p>  <ul style="list-style-type: none"> <li>● 4 - Strongly agree (Puri tarah se mastant)</li> <li>● 3 - Agree (Sastant)</li> <li>● 2 - Neutral (Tarant)</li> <li>● 1 - Disagree (Astastant)</li> <li>● 0 - Strongly disagree (Puri tarah se bhastant)</li> </ul>	<p>The 59.3 % students strongly agreed on the question that the institution provides multiple opportunities to learn and grow; the 30.5% said they agreed about the above.</p>

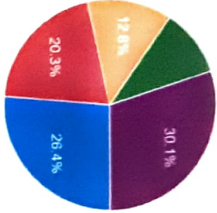
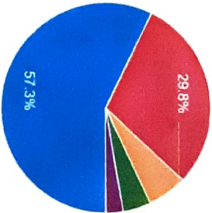


<p>10. Teachers inform you about your expected competencies, course outcomes and programme outcomes. शिक्षक आपको आपकी अपेक्षित दक्षताओं, पाठ्यक्रम परिणामों और कार्यक्रम के परिणामों के बारे में सूचित करते हैं।</p> <p>531 responses</p>	<p>10. Teachers inform you about your expected competencies, course outcomes and programme outcomes शिक्षक आपको अपनी अपेक्षित दक्षताओं, पाठ्यक्रम परिणामों के बारे में सूचित करते हैं।</p> <p>531 responses</p>  <table border="1"> <thead> <tr> <th>Response</th> <th>Percentage</th> </tr> </thead> <tbody> <tr> <td>4 - Every time (हर बार)</td> <td>77.6%</td> </tr> <tr> <td>3 - Usually (आमतौर पर)</td> <td>13.6%</td> </tr> <tr> <td>2 - Occasionally/Sometimes (कभी-कभी)</td> <td></td> </tr> <tr> <td>1 - Rarely (रिअर है)</td> <td></td> </tr> <tr> <td>0 - Never (कभी नहीं)</td> <td></td> </tr> </tbody> </table>	Response	Percentage	4 - Every time (हर बार)	77.6%	3 - Usually (आमतौर पर)	13.6%	2 - Occasionally/Sometimes (कभी-कभी)		1 - Rarely (रिअर है)		0 - Never (कभी नहीं)		<p>The 77.6% students responded that Teachers inform them about their expected competencies, course outcomes and programme outcomes every time. The 13.6% students responded that Teachers inform them about their expected competencies, course outcomes and programme outcomes Usually.</p>
Response	Percentage													
4 - Every time (हर बार)	77.6%													
3 - Usually (आमतौर पर)	13.6%													
2 - Occasionally/Sometimes (कभी-कभी)														
1 - Rarely (रिअर है)														
0 - Never (कभी नहीं)														
<p>11. Your mentor does a necessary follow-up with an assigned task to you. आपका गुरु आपको सौंचे गए एक आवश्यक अनुवर्ती कार्रवाई करता है।</p> <p>531 responses</p>	<p>11. Your mentor does a necessary follow-up with an assigned task to you. आपका गुरु आपको सौंचे गए कार्य के साथ एक आवश्यक अनुवर्ती कार्रवाई करता है।</p> <p>531 responses</p>  <table border="1"> <thead> <tr> <th>Response</th> <th>Percentage</th> </tr> </thead> <tbody> <tr> <td>4 - Every time (हर बार)</td> <td>70.1%</td> </tr> <tr> <td>3 - Usually (आमतौर पर)</td> <td>16.6%</td> </tr> <tr> <td>2 - Occasionally/Sometimes (कभी-कभी)</td> <td></td> </tr> <tr> <td>1 - Rarely (रिअर है)</td> <td></td> </tr> <tr> <td>0 - I don't have a mentor (मरा कोई मंतर नहीं है)</td> <td></td> </tr> </tbody> </table>	Response	Percentage	4 - Every time (हर बार)	70.1%	3 - Usually (आमतौर पर)	16.6%	2 - Occasionally/Sometimes (कभी-कभी)		1 - Rarely (रिअर है)		0 - I don't have a mentor (मरा कोई मंतर नहीं है)		<p>The 70.1% students reply that their mentor do necessary follow up with an assigned task given to them every time and 16.6% students responded that their mentor do a necessary follow up usually.</p>
Response	Percentage													
4 - Every time (हर बार)	70.1%													
3 - Usually (आमतौर पर)	16.6%													
2 - Occasionally/Sometimes (कभी-कभी)														
1 - Rarely (रिअर है)														
0 - I don't have a mentor (मरा कोई मंतर नहीं है)														
<p>12. The teachers illustrate the concepts through examples and applications. शिक्षक अवधारणाओं को अनुप्रयोगों के माध्यम से स्पष्ट करते हैं।</p> <p>531 responses</p>	<p>12. The teachers illustrate the concepts through examples and applications. शिक्षक अवधारणाओं को उदाहरणों और अनुप्रयोगों के माध्यम से स्पष्ट करते हैं।</p> <p>531 responses</p>  <table border="1"> <thead> <tr> <th>Response</th> <th>Percentage</th> </tr> </thead> <tbody> <tr> <td>4 - Every time (हर बार)</td> <td>76.7%</td> </tr> <tr> <td>3 - Usually (आमतौर पर)</td> <td>16.2%</td> </tr> <tr> <td>2 - Occasionally/Sometimes (कभी-कभी)</td> <td></td> </tr> <tr> <td>1 - Rarely (रिअर है)</td> <td></td> </tr> <tr> <td>0 - Never (कभी नहीं)</td> <td></td> </tr> </tbody> </table>	Response	Percentage	4 - Every time (हर बार)	76.7%	3 - Usually (आमतौर पर)	16.2%	2 - Occasionally/Sometimes (कभी-कभी)		1 - Rarely (रिअर है)		0 - Never (कभी नहीं)		<p>The 75.7% students responded that their teachers illustrate the concepts through examples and applications every time and 16.2% students said that their teachers illustrate the concept through examples and applications usually.</p>
Response	Percentage													
4 - Every time (हर बार)	76.7%													
3 - Usually (आमतौर पर)	16.2%													
2 - Occasionally/Sometimes (कभी-कभी)														
1 - Rarely (रिअर है)														
0 - Never (कभी नहीं)														

<p>13. The teachers identify your strengths and encourage you with providing right level of challenges.</p> <p>शिक्षक आपकी ताकत की पहचान करते हैं और आपको सही स्तर की चुनौतियाँ प्रदान करने के लिए प्रोत्साहित करते हैं।</p> <p>531 responses</p>	<p>13 The teachers identify your strengths and encourage you with providing right level of challenges शिक्षक आपकी ताकत की पहचान करते हैं और ... की चुनौतियाँ प्रदान करने के लिए प्रोत्साहित करते हैं।</p> <p>531 responses</p>  <ul style="list-style-type: none"> <li>● 4 - Fully (संमति)</li> <li>● 3 - Reasonably (गोठित)</li> <li>● 2 - Partially (आंशिक स्तर में)</li> <li>● 1 - Slightly (थोड़ा)</li> <li>● 0 - Unable to (रिजत में सहमत)</li> </ul>	<p>The 77.8% students responded that the teachers identify their strength and encourage them with providing right level of challenges as fully, where as 10.9% students responded that the teachers identify their strengths and encourage them with providing right level of challenges reasonably.</p>
<p>14. Teachers are able to identify your weaknesses and help you to overcome them.</p> <p>शिक्षक आपकी कमजोरियों को पहचानने और उन्हें दूर करने में आपकी मदद करने में सक्षम हैं।</p> <p>531 responses</p>	<p>14 Teachers are able to identify your weaknesses and help you to overcome them. शिक्षक आपकी कमजोरियों को पहचानने और उन्हें दूर करने में आपकी मदद करने में सक्षम हैं।</p> <p>531 responses</p>  <ul style="list-style-type: none"> <li>● 4 - Every time (सदैम)</li> <li>● 3 - Usually (आमतौर पर)</li> <li>● 2 - Occasionally/Sometimes (कभी-कभी)</li> <li>● 1 - Rarely (रिजत की)</li> <li>● 0 - Never (कभी नहीं)</li> </ul>	<p>74.4% students replied that their teachers are able to identify their weakness and help them to overcome those mistakes every time and 14.3% students reply that their teachers are able to identify their weakness and help them to overcome those weakness usually.</p>
<p>15. The institution makes effort to engage students in the monitoring, review and continuous quality improvement of the teaching learning process.</p> <p>संस्था शिक्षण अधिगम प्रक्रिया की निगरानी, समीक्षा और निरंतर गुणवत्ता सुधार में छात्रों को शामिल करने का प्रयास करती है।</p> <p>531 responses</p>	<p>15 The institution makes effort to engage students in the monitoring, review and continuous quality improvement of the teaching learning process. संस्था ... ता सुधार में छात्रों को शामिल करने का प्रयास करती है।</p> <p>531 responses</p>  <ul style="list-style-type: none"> <li>● 4 - Strongly agree (पूरी तरह से सहमत)</li> <li>● 3 - Agree (सहमत)</li> <li>● 2 - Neutral (निरपेक्ष)</li> <li>● 1 - Disagree (असहमत)</li> <li>● 0 - Strongly disagree (पूरी तरह से असहमत)</li> </ul>	<p>The 63.1% students of the institute said that the institution makes effort to engage them in the Monitoring reviewing and continuous quality improvement during teaching and agreed strongly where as 26.4% student just get agreed.</p>

<p>16. The institute/ teachers use student centric methods, such as experiential learning, participative learning and problem solving methodologies for enhancing learning experiences. <b>संस्थान/शिक्षक छात्र-केंद्रित विधियों का उपयोग करते हैं. जैसे कि अनुभवत्मक अधिगम, सहभागी अधिगम और समस्या समाधान के तरीके सीखने के अनुभवों को बढ़ाने के लिए।</b></p> <p>531 responses</p>	<p>16. The institute/ teachers use student centric methods, such as experiential learning, participative learning and problem solving methodologies for enhancing learning experiences. <b>संस्थान के तरीके सीखने के अनुभवों को बढ़ाने के लिए।</b></p> <p>531 responses</p>  <table border="1"> <tr><td>4 - To a great extent (क़ाबली हद तक)</td><td>65%</td></tr> <tr><td>3 - Moderate (मध्यम)</td><td>22%</td></tr> <tr><td>2 - Some what (कुछ हद तक)</td><td>1%</td></tr> <tr><td>1 - Very little (बहुत कम)</td><td>0%</td></tr> <tr><td>0 - Not at all (बिल्कुल नहीं)</td><td>0%</td></tr> </table>	4 - To a great extent (क़ाबली हद तक)	65%	3 - Moderate (मध्यम)	22%	2 - Some what (कुछ हद तक)	1%	1 - Very little (बहुत कम)	0%	0 - Not at all (बिल्कुल नहीं)	0%	<p>The 65% students reply it that the teacher's methods such as experimental learning participative learning and problem solving methodology for the enhancement of their knowledge to a great extent where as 22% students reply it as done moderately by the institution.</p>
4 - To a great extent (क़ाबली हद तक)	65%											
3 - Moderate (मध्यम)	22%											
2 - Some what (कुछ हद तक)	1%											
1 - Very little (बहुत कम)	0%											
0 - Not at all (बिल्कुल नहीं)	0%											
<p>17. Teachers encourage you to participate in extracurricular activities. <b>शिक्षक आपको पाठ्येतर गतिविधियों में भाग लेने के लिए प्रोत्साहित करते हैं।</b></p> <p>531 responses</p>	<p>17. Teachers encourage you to participate in extracurricular activities. <b>शिक्षक आपको पाठ्येतर गतिविधियों में भाग लेने के लिए प्रोत्साहित करते हैं।</b></p> <p>531 responses</p>  <table border="1"> <tr><td>4 - Strongly agree (बहुत हद तक सहमत)</td><td>65.7%</td></tr> <tr><td>3 - Agree (सहमत)</td><td>23.9%</td></tr> <tr><td>2 - Neutral (तटस्थ)</td><td>1%</td></tr> <tr><td>1 - Disagree (असहमत)</td><td>1%</td></tr> <tr><td>0 - Strongly disagree (बहुत हद तक असहमत)</td><td>0%</td></tr> </table>	4 - Strongly agree (बहुत हद तक सहमत)	65.7%	3 - Agree (सहमत)	23.9%	2 - Neutral (तटस्थ)	1%	1 - Disagree (असहमत)	1%	0 - Strongly disagree (बहुत हद तक असहमत)	0%	<p>The 65.7% students responded that teachers encourage them to participate in extracurricular activities strongly where as 23.9% students agreed on this question.</p>
4 - Strongly agree (बहुत हद तक सहमत)	65.7%											
3 - Agree (सहमत)	23.9%											
2 - Neutral (तटस्थ)	1%											
1 - Disagree (असहमत)	1%											
0 - Strongly disagree (बहुत हद तक असहमत)	0%											
<p>18. Efforts are made by the institute/ teachers to inculcate soft skills, life skills and employability skills to make you ready for the world of work. <b>आपको काम की दुनिया के लिए तैयार करने के लिए संस्थान/अध्यापकों द्वारा सॉफ्ट स्किल्स, जीवन कौशल और रोजगार योग्यता कौशल विकसित करने का प्रयास किया जाता है।</b></p> <p>531 responses</p>	<p>18. Efforts are made by the institute/ teachers to inculcate soft skills, life skills and employability skills to make you ready for the world of work. <b>आपको रोजगार योग्यता विकसित करने का प्रयास किया जाता है।</b></p> <p>531 responses</p>  <table border="1"> <tr><td>4 - To a great extent (क़ाबली हद तक)</td><td>63.3%</td></tr> <tr><td>3 - Moderate (मध्यम)</td><td>17.7%</td></tr> <tr><td>2 - Some what (कुछ हद तक)</td><td>1%</td></tr> <tr><td>1 - Very little (बहुत कम)</td><td>0%</td></tr> <tr><td>0 - Not at all (बिल्कुल नहीं)</td><td>0%</td></tr> </table>	4 - To a great extent (क़ाबली हद तक)	63.3%	3 - Moderate (मध्यम)	17.7%	2 - Some what (कुछ हद तक)	1%	1 - Very little (बहुत कम)	0%	0 - Not at all (बिल्कुल नहीं)	0%	<p>The 63.3% students of the institution responded that efforts are made by the institute to inculcate soft skills life skills and employability skills to make them ready for the world of work to a great extent where as 17.7% said that it is done by the institution moderately.</p>
4 - To a great extent (क़ाबली हद तक)	63.3%											
3 - Moderate (मध्यम)	17.7%											
2 - Some what (कुछ हद तक)	1%											
1 - Very little (बहुत कम)	0%											
0 - Not at all (बिल्कुल नहीं)	0%											



<p>19. What percentage of teachers use ICT tools such as LCD projector, Multimedia, etc. while teaching. कितने प्रतिशत शिक्षक आईसीटी उपकरण जैसे एलसीडी प्रोजेक्टर, मल्टीमीडिया आदि का उपयोग करते हैं। पढ़ाते समय। 531 responses</p>	<p>19. What percentage of teachers use ICT tools such as LCD projector, Multimedia, etc. while teaching कितने प्रतिशत शिक्षक आईसीटी उपकरण जैसे ए. ए. मल्टीमीडिया आदि का उपयोग करते हैं। पढ़ाते समय। 531 responses</p>  <table border="1"> <thead> <tr> <th>Response</th> <th>Percentage</th> </tr> </thead> <tbody> <tr> <td>4 - Above (90%)</td> <td>90%</td> </tr> <tr> <td>3 - 70 - 89%</td> <td></td> </tr> <tr> <td>2 - 50 - 69%</td> <td></td> </tr> <tr> <td>1 - 30 - 49%</td> <td></td> </tr> <tr> <td>0 - Below (29%)</td> <td>29%</td> </tr> </tbody> </table>	Response	Percentage	4 - Above (90%)	90%	3 - 70 - 89%		2 - 50 - 69%		1 - 30 - 49%		0 - Below (29%)	29%	<p>The 26.4% students agreed that Teachers use more than 90% ICT tools where as 20.3% student agreed that the teacher use 72 to 89% ICT tools such as LCD projector and multimedia devices during their teachings. The college will make future plans for its betterment.</p>
Response	Percentage													
4 - Above (90%)	90%													
3 - 70 - 89%														
2 - 50 - 69%														
1 - 30 - 49%														
0 - Below (29%)	29%													
<p>20. The overall quality of teaching-learning process in your institute is very good. आपके संस्थान में शिक्षण-अधिगम प्रक्रिया की समग्र गुणवत्ता बहुत अच्छी है। 531 responses</p>	<p>20. The overall quality of teaching-learning process in your institute is very good. आपके संस्थान में शिक्षण-अधिगम प्रक्रिया की समग्र गुणवत्ता बहुत अच्छी है। 531 responses</p>  <table border="1"> <thead> <tr> <th>Response</th> <th>Percentage</th> </tr> </thead> <tbody> <tr> <td>4 - Strongly agree (90%)</td> <td>90%</td> </tr> <tr> <td>3 - Agree (70-89%)</td> <td></td> </tr> <tr> <td>2 - Neutral (50-69%)</td> <td></td> </tr> <tr> <td>1 - Disagree (30-49%)</td> <td></td> </tr> <tr> <td>0 - Strongly disagree (29%)</td> <td>29%</td> </tr> </tbody> </table>	Response	Percentage	4 - Strongly agree (90%)	90%	3 - Agree (70-89%)		2 - Neutral (50-69%)		1 - Disagree (30-49%)		0 - Strongly disagree (29%)	29%	<p>The 57.3% students have responded and given their strong agreement on the question that the overall quality of teaching learning process in our institution is very good. Whereas 29.8 % students replied and agreed that the overall quality of teaching-learning process in our institute is very good.</p>
Response	Percentage													
4 - Strongly agree (90%)	90%													
3 - Agree (70-89%)														
2 - Neutral (50-69%)														
1 - Disagree (30-49%)														
0 - Strongly disagree (29%)	29%													

*[Handwritten signature]*



*[Handwritten signature]*

*[Handwritten signature]*

**Principal**  
Kisan Post Graduate College  
Bahraich-271801