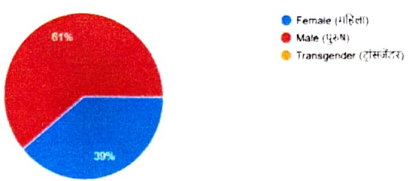
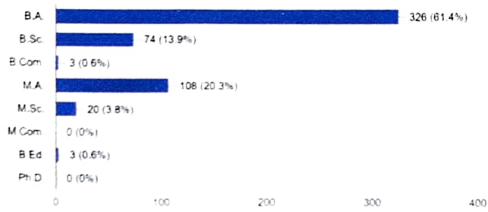
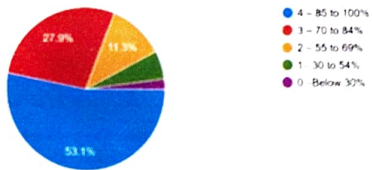




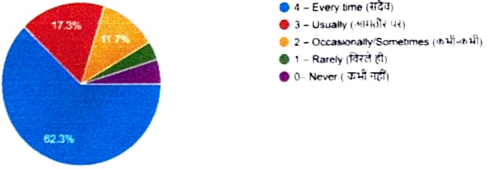
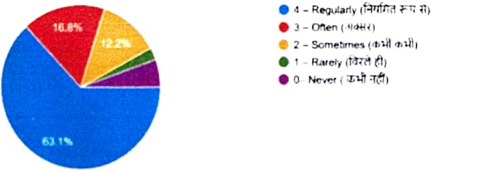

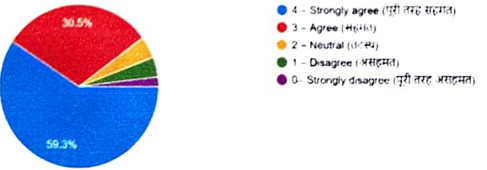



Student Satisfaction Survey (SSS) Report: 2023-24

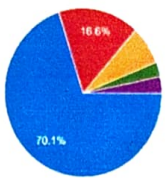
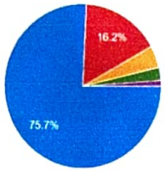
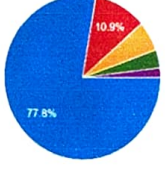
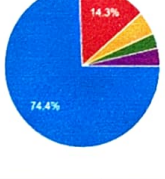
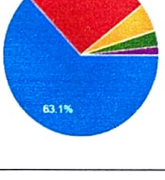
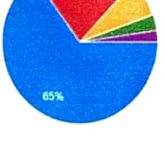
Kisan Post Graduate College, Bahraich (U.P)-271801

Questionnaire	Response	Analysis
<p>D) Gender (लिंग):</p>	<p>D) Gender (लिंग):</p> <p>531 responses</p>  <ul style="list-style-type: none"> ● Female (महिला) ● Male (पुरुष) ● Transgender (पुंसमैत्री) 	<p>Participant Profile- A total of 531 students participated in this survey. The gender distribution shows 61% Male and 39% Female respondents. The college will encourage the students to participate more in number from next session.</p>
<p>E) What degree program are you pursuing now? अभी आप कौन सा डिग्री प्रोग्राम कर रहे हैं?</p>	<p>E) What degree program are you pursuing now? अभी आप कौन सा डिग्री प्रोग्राम कर रहे हैं?</p> <p>531 responses</p> 	<p>The majority of participants are from the B.A. course i.e. 326 (61.4%), followed by B.Sc. 74 (13.9%), M.A. 108 (20.3%), M.Sc. 20 (3.8%) and B.ED. 03 (0.6%). The college will encourage the students of B.Com., M.Com. and Ph.D. to participate more in number in this survey from next session.</p>
<p>1. How much of the syllabus was covered in the class? कक्षा में कितना पाठ्यक्रम पूर्ण हुआ?</p>	<p>1. How much of the syllabus was covered in the class? कक्षा में कितना पाठ्यक्रम पूर्ण हुआ?</p> <p>531 responses</p>  <ul style="list-style-type: none"> ● 4 - 85 to 100% ● 3 - 70 to 84% ● 2 - 55 to 69% ● 1 - 30 to 54% ● 0 - Below 30% 	<p>53.1% of students reported that 85 to 100% of the syllabus covered in the class.</p> <p>27.9% of respondents stated that 70 to 84% of the course completed.</p> <p>Only 11.3% of students indicated that less than 30% of the syllabus was covered in the classes.</p>
<p>2. How well did the teachers prepare for the classes? शिक्षकों ने कक्षाओं के लिए कितनी अच्छी तैयारी की?</p>	<p>2. How well did the teachers prepare for the classes? शिक्षकों ने कक्षाओं के लिए कितनी अच्छी तैयारी की?</p> <p>531 responses</p>  <ul style="list-style-type: none"> ● 4 - Thoroughly (पूरी तरह से) ● 3 - Satisfactorily (कहीं-कहीं से) ● 2 - Poorly (दुर्बल) ● 1 - Indifferently (उदासीनता से) ● 0 - Won't teach at all (बिनाकुल नहीं पढ़ायेंगे) 	<p>70.4% of students felt that teachers prepare 'Thoroughly' for their classes.</p> <p>24.7% of respondents described the teacher's preparation as 'Satisfactory'.</p> <p>A negligible percentage of students rated the preparation as poorly or indifferent.</p>
<p>3. How well were the teachers able to communicate? शिक्षक कितनी अच्छी तरह संवाद करने में सक्षम थे?</p>	<p>3. How well were the teachers able to communicate? शिक्षक कितनी अच्छी तरह संवाद करने में सक्षम थे?</p> <p>531 responses</p>  <ul style="list-style-type: none"> ● 4 - Always effective (हमेशा प्रभावी) ● 3 - Sometimes effective (कभी-कभी प्रभावी) ● 2 - Just satisfactory (बस संतोषजनक) ● 1 - Generally ineffective (आम तौर पर अक्षम) ● 0 - Very poor communication (बहुत खराब संवाद) 	<p>81.5% of students rated the teachers' communication as 'Always effective'.</p> <p>Some students found the communication to be 'Sometimes effective' and few reported it as Just Satisfactory.</p>
<p>4. The teacher's approach to teaching can best be described as शिक्षण के प्रति शिक्षक के दृष्टिकोण को सर्वोत्तम रूप में वर्णित किया जा सकता है।</p>	<p>4. The teacher's approach to teaching can best be described as शिक्षण के प्रति शिक्षक के दृष्टिकोण को सर्वोत्तम रूप में वर्णित किया जा सकता है।</p> <p>531 responses</p>  <ul style="list-style-type: none"> ● 4 - Excellent (उत्कृष्ट) ● 3 - Very good (बहुत अच्छा) ● 2 - Good (अच्छा) ● 1 - Fair (संतोषजनक) ● 0 - Poor (खराब) 	<p>50.5% of respondents described the teaching approach as 'Excellent'.</p> <p>31.8% of students categorized it as 'Very good'.</p> <p>13.7% of participants felt the approach was 'Good'.</p>

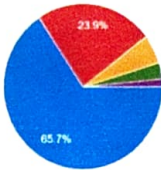
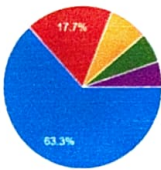
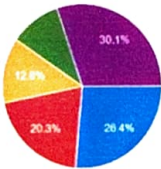
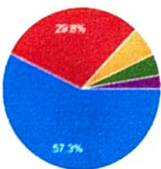


<p>5. Fairness of the internal evaluation process by the teachers. शिक्षकों द्वारा आंतरिक मूल्यांकन प्रक्रिया की निष्पक्षता।</p>	<p>5 Fairness of the internal evaluation process by the teachers. शिक्षकों द्वारा आंतरिक मूल्यांकन प्रक्रिया की निष्पक्षता।</p> <p>531 responses</p>  <ul style="list-style-type: none"> ● 4 – Always fair (हमेशा निष्पक्ष) ● 3 – Usually fair (आमतौर पर निष्पक्ष) ● 2 – Sometimes unfair (कभी-कभी अन्याय) ● 1 – Usually unfair (आमतौर पर अन्याय) ● 0 – Unfair (अन्याय) 	<p>72.7% of students believe the internal evaluation process is 'Always fair'.</p> <p>17.3% of respondents felt the evaluation is 'Usually fair'.</p> <p>Only 6% of students raised concerns regarding the consistency of fairness.</p>
<p>6. Was your performance in assignments discussed with you? क्या सत्रीय कार्यों में आपके प्रदर्शन के बारे में आपसे चर्चा की गई?</p>	<p>6 Was your performance in assignments discussed with you? क्या सत्रीय कार्यों में आपके प्रदर्शन के बारे में आपसे चर्चा की गई?</p> <p>531 responses</p>  <ul style="list-style-type: none"> ● 4 – Every time (सदैम) ● 3 – Usually (आमतौर पर) ● 2 – Occasionally/Sometimes (कभी-कभी) ● 1 – Rarely (किसी भी) ● 0 – Never (कभी नहीं) 	<p>62.3% of students confirmed that their performance in assignments is discussed with them 'Every time'.</p> <p>17.3% stated that such discussions happen 'Usually'.</p> <p>11.7% mentioned that feedback is provided only occasionally.</p>
<p>7. The institute takes active interest in promoting internship, student exchange, field visit opportunities for students. संस्थान छात्रों के लिए इंटरनशिप, छात्र विनिमय, फील्ड विजिट के अवसरों को बढ़ावा देने में सक्रिय रुचि लेता है।</p>	<p>7 The institute takes active interest in promoting internship, student exchange, field visit opportunities for students. संस्थान छात्रों के लिए इंटरनशिप, छात्र विनिमय, फील्ड विजिट के अवसरों को बढ़ावा देने में सक्रिय रुचि लेता है।</p> <p>531 responses</p>  <ul style="list-style-type: none"> ● 4 – Regularly (नियमित रूप से) ● 3 – Often (कثير) ● 2 – Sometimes (कभी-कभी) ● 1 – Rarely (किसी भी) ● 0 – Never (कभी नहीं) 	<p>63.1% of students feel the institute 'Regularly' promotes internships and field visit opportunities.</p> <p>16.8% labelled these efforts as 'Often' occurring.</p> <p>12.2% felt that these opportunities are provided only sometimes.</p>
<p>8. The teaching and mentoring process in your institution facilitates you in cognitive, social and emotional growth. आपके संस्थान में शिक्षण और परामर्श प्रक्रिया आपको संज्ञानात्मक, सामाजिक और भावनात्मक विकास में मदद करती है।</p>	<p>8 The teaching and mentoring process in your institution facilitates you in cognitive, social and emotional growth. आपके संस्थान में शिक्षण और परामर्श प्रक्रिया आपको संज्ञानात्मक, सामाजिक और भावनात्मक विकास में मदद करती है।</p> <p>531 responses</p>  <ul style="list-style-type: none"> ● 4 – Significantly (उत्सर्जन) ● 3 – Very well (बहुत अच्छे) ● 2 – Moderately (मध्यम) ● 1 – Marginally (समझ) ● 0 – Not at all (बिल्कुल नहीं) 	<p>45.8% of students believe the teaching process facilitates their growth 'Very well'.</p> <p>37.5% of respondents rated the facilitation as 'Significantly' impactful.</p> <p>Only 10% of participants expressed dissatisfaction with this growth process.</p>
<p>9. The institution provides multiple opportunities to learn and grow. संस्था सीखने और बढ़ने के कई अवसर प्रदान करती है।</p>	<p>9 The institution provides multiple opportunities to learn and grow. संस्था सीखने और बढ़ने के कई अवसर प्रदान करती है।</p> <p>531 responses</p>  <ul style="list-style-type: none"> ● 4 – Strongly agree (पूरी तरह सहमत) ● 3 – Agree (सहमत) ● 2 – Neutral (निरपेक्ष) ● 1 – Disagree (असहमत) ● 0 – Strongly disagree (पूरी तरह असहमत) 	<p>59.3% of students 'Strongly agree' that the institution provides multiple opportunities to learn and grow.</p> <p>30.5% of respondents 'Agree' with the availability of these opportunities.</p> <p>The disagreement rate is extremely low on this question.</p>
<p>10. Teachers inform you about your expected competencies, course outcomes and programme outcomes. शिक्षक आपको आपकी अपेक्षित दक्षताओं, पाठ्यक्रम परिणामों और कार्यक्रम के परिणामों के बारे में सूचित करते हैं।</p>	<p>10 Teachers inform you about your expected competencies, course outcomes and programme outcomes. शिक्षक आपको आपकी अपेक्षित दक्षताओं, पाठ्यक्रम परिणामों और कार्यक्रम के परिणामों के बारे में सूचित करते हैं।</p> <p>531 responses</p>  <ul style="list-style-type: none"> ● 4 – Every time (सदैम) ● 3 – Usually (आमतौर पर) ● 2 – Occasionally/Sometimes (कभी-कभी) ● 1 – Rarely (किसी भी) ● 0 – Never (कभी नहीं) 	<p>77.6% of students reported that teachers inform them about expected outcomes 'Every time'.</p> <p>13.6% stated they are 'Usually' informed about what they are expected to learn.</p> <p>Very few students felt this information is shared only occasionally.</p>



<p>11. Your mentor does a necessary follow-up with an assigned task to you. आपका गुरु आपको सौंपे गए कार्य के साथ एक आवश्यक अनुवर्ती कार्रवाई करता है।</p>	<p>11 Your mentor does a necessary follow-up with an assigned task to you. आपका गुरु आपको सौंपे गए कार्य के साथ एक आवश्यक अनुवर्ती कार्रवाई करता है। 531 responses</p>  <ul style="list-style-type: none"> ● 4 – Every time (सदैव) ● 3 – Usually (आमतौर पर) ● 2 – Occasionally/Sometimes (कभी-कभी) ● 1 – Rarely (किसी भी) ● 0 – I don't have a mentor (मेरा कोई मंतर नहीं है) 	<p>70.1% of students confirmed that mentors follow up on assigned tasks 'Every time'.</p> <p>16.6% described the follow-up process as 'Usually' consistent.</p> <p>Few students felt the mentoring follow-up was occasional or Rare.</p>
<p>12. The teachers illustrate the concepts through examples and applications. शिक्षक अवधारणाओं को उदाहरणों और अनुप्रयोगों के माध्यम से स्पष्ट करते हैं।</p>	<p>12. The teachers illustrate the concepts through examples and applications. शिक्षक अवधारणाओं को उदाहरणों और अनुप्रयोगों के माध्यम से स्पष्ट करते हैं। 531 responses</p>  <ul style="list-style-type: none"> ● 4 – Every time (सदैव) ● 3 – Usually (आमतौर पर) ● 2 – Occasionally/Sometimes (कभी-कभी) ● 1 – Rarely (किसी भी) ● 0 – Never (कभी नहीं) 	<p>75.7% of respondents stated that teachers use examples and applications to explain concepts 'Every time'.</p> <p>16.2% mentioned that examples are 'Usually' used in teaching.</p> <p>Few students felt there is a need for more practical illustrations.</p>
<p>13. The teachers identify your strengths and encourage you with providing right level of challenges. शिक्षक आपकी ताकत की पहचान करते हैं और आपको सही स्तर की चुनौतियाँ प्रदान करने के लिए प्रोत्साहित करते हैं।</p>	<p>13. The teachers identify your strengths and encourage you with providing right level of challenges. शिक्षक आपकी ताकत की पहचान करते हैं और ... की चुनौतियाँ प्रदान करने के लिए प्रोत्साहित करते हैं। 531 responses</p>  <ul style="list-style-type: none"> ● 4 – Fully (पूरी तरह से) ● 3 – Reasonably (समय-समय) ● 2 – Partially (आंशिक रूप से) ● 1 – Slightly (थोड़ा) ● 0 – Unable to (करने में असमर्थ) 	<p>77.8% of students believe that teachers 'Fully' identify their strengths and encourage them.</p> <p>10.9% students felt that their strengths are identified at a 'Reasonable' level.</p> <p>Very few students described that the teachers identify their strength and encourage them partially.</p>
<p>14. Teachers are able to identify your weaknesses and help you to overcome them. शिक्षक आपकी कमजोरियों को पहचानने और उन्हें दूर करने में आपकी मदद करने में सक्षम हैं।</p>	<p>14. Teachers are able to identify your weaknesses and help you to overcome them. शिक्षक आपकी कमजोरियों को पहचानने और उन्हें दूर करने में आपकी मदद करने में सक्षम हैं। 531 responses</p>  <ul style="list-style-type: none"> ● 4 – Every time (सदैव) ● 3 – Usually (आमतौर पर) ● 2 – Occasionally/Sometimes (कभी-कभी) ● 1 – Rarely (किसी भी) ● 0 – Never (कभी नहीं) 	<p>74.4% of students agree that teachers identify their weaknesses and help to overcome them 'Every time'.</p> <p>14.3% reported receiving such help 'Usually'.</p>
<p>15. The institution makes effort to engage students in the monitoring, review and continuous quality improvement of the teaching learning process. संस्था शिक्षण अधिगम प्रक्रिया की निगरानी, समीक्षा और निरंतर गुणवत्ता सुधार में छात्रों को शामिल करने का प्रयास करती है।</p>	<p>15. The institution makes effort to engage students in the monitoring, review and continuous quality improvement of the teaching learning process. संस्था ... ता सुधार में छात्रों को शामिल करने का प्रयास करती है। 531 responses</p>  <ul style="list-style-type: none"> ● 4 – Strongly agree (पूरी तरह सहमत) ● 3 – Agree (सहमत) ● 2 – Neutral (निरपेक्ष) ● 1 – Disagree (असहमत) ● 0 – Strongly disagree (पूरी तरह असहमत) 	<p>63.1% of students 'Strongly agree' that the institute involves them in monitoring and reviewing the teaching-learning process.</p> <p>26.4% of students 'Agree' with this statement.</p>
<p>16. The institute/ teachers use student centric methods, such as experiential learning, participative learning and problem solving methodologies for enhancing learning experiences. संस्थान/शिक्षक छात्र-केंद्रित विधियों का उपयोग करते हैं, जैसे कि अनुभव-आधारित अधिगम, सहभागी अधिगम और समस्या समाधान के तरीके सीखने के अनुभवों को बढ़ाने के लिए।</p>	<p>16. The institute/ teachers use student centric methods, such as experiential learning, participative learning and problem solving methodologies for enhancing learning experiences. समाधान के तरीके सीखने के अनुभवों को बढ़ाने के लिए। 531 responses</p>  <ul style="list-style-type: none"> ● 4 – To a great extent (कोई तरह तक) ● 3 – Moderate (समझ) ● 2 – Some what (कुछ हद तक) ● 1 – Very little (बहुत कम) ● 0 – Not at all (बिनाकुल नहीं) 	<p>65% of participants feel the institute uses student-centric methods 'To a great extent'.</p> <p>22% rated the use of such methodologies as 'Moderate'.</p>

Handwritten signature

<p>17. Teachers encourage you to participate in extracurricular activities.</p> <p>शिक्षक आपको पाठ्येतर गतिविधियों में भाग लेने के लिए प्रोत्साहित करते हैं।</p>	<p>17. Teachers encourage you to participate in extracurricular activities. शिक्षक आपको पाठ्येतर गतिविधियों में भाग लेने के लिए प्रोत्साहित करते हैं।</p> <p>531 responses</p>  <ul style="list-style-type: none"> ● 4 - Strongly agree (पूरी तरह सहायक) ● 3 - Agree (सहायक) ● 2 - Neutral (निरपेक्ष) ● 1 - Disagree (असहमत) ● 0 - Strongly disagree (पूरी तरह असहमत) 	<p>65.7% of students 'Strongly agree' that teachers encourage them to participate in extracurricular activities.</p> <p>23.9% 'Agree' that they receive adequate encouragement.</p>
<p>18. Efforts are made by the institute/ teachers to inculcate soft skills, life skills and employability skills to make you ready for the world of work.</p> <p>आपको काम की दुनिया के लिए तैयार करने के लिए संस्थान/अध्यापकों द्वारा सॉफ्ट स्किल्स, जीवन कौशल और रोजगार योग्यता कौशल विकसित करने का प्रयास किया जाता है।</p>	<p>18. Efforts are made by the institute/ teachers to inculcate soft skills, life skills and employability skills to make you ready for the world of work. आप र योग्यता कौशल विकसित करने का प्रयास किया जाता है।</p> <p>531 responses</p>  <ul style="list-style-type: none"> ● 4 - To a great extent (कभी हर एक) ● 3 - Moderate (मध्यम) ● 2 - Some what (कुछ हद तक) ● 1 - Very little (बहुत कम) ● 0 - Not at all (बिनाकुल नहीं) 	<p>63.3% of students believe the institute makes a 'Great effort' to inculcate soft skills and employability skills.</p> <p>17.7% rated these efforts as 'Moderate'.</p>
<p>19. What percentage of teachers use ICT tools such as LCD projector, Multimedia, etc. while teaching.</p> <p>कितने प्रतिशत शिक्षक आईसीटी उपकरण जैसे एलसीडी प्रोजेक्टर, मल्टीमीडिया आदि का उपयोग करते हैं। पढ़ाते समय।</p>	<p>19. What percentage of teachers use ICT tools such as LCD projector, Multimedia, etc. while teaching. कितने प्रतिशत शिक्षक आईसीटी उपकरण जैसे ए. टर, मल्टीमीडिया आदि का उपयोग करते हैं। पढ़ाते समय।</p> <p>531 responses</p>  <ul style="list-style-type: none"> ● 4 - Above 90% ● 3 - 70 - 89% ● 2 - 50 - 69% ● 1 - 30 - 49% ● 0 - Below 29% 	<p>26.4% of students reported that Above 90% of teachers use ICT tools like projectors and multimedia.</p> <p>20.3% indicated that 70% to 89% of teachers utilize these tools.</p> <p>12.8% observed ICT usage between 50% and 69%.</p> <p>30.1% of students reported that below 29% of teachers use ICT tools like projectors and multimedia in their classes.</p>
<p>20. The overall quality of teaching-learning process in your institute is very good.</p> <p>आपके संस्थान में शिक्षण-अधिगम प्रक्रिया की समग्र गुणवत्ता बहुत अच्छी है।</p>	<p>20. The overall quality of teaching-learning process in your institute is very good. आपके संस्थान में शिक्षण-अधिगम प्रक्रिया की समग्र गुणवत्ता बहुत अच्छी है।</p> <p>531 responses</p>  <ul style="list-style-type: none"> ● 4 - Strongly agree (पूरी तरह सहायक) ● 3 - Agree (सहायक) ● 2 - Neutral (निरपेक्ष) ● 1 - Disagree (असहमत) ● 0 - Strongly disagree (पूरी तरह असहमत) 	<p>57.3% of students 'Strongly agree' that the overall quality of the teaching-learning process is very good.</p> <p>29.8% of respondents 'Agree' with the high standards of the institution.</p> <p>The overall satisfaction rate exceeds 85%, reflecting an excellent academic environment</p>