

KISAN POST GRADUATE COLLEGE, BAHRAICH (UP) 271801
(An Autonomous College)

Proposed Structure of syllabus for the

PROGRAM: UG

SUBJECT: Zoology

Syllabus developed/proposed by

S.No.	Name of BoS Member	Designation	Department	College/University
1	Dr. Vineet Kumar	Convener	Zoology	Kisan Post Graduate College, Bahraich
2	Prof. Indu Singh	University Nominee	Zoology	Kamla Nehru Institute of Physical And Social Sciences, Sultanpur
3	Dr. Shilpa Deshpande Kaistha	Subject Expert	School of Life Sciences and Biotechnology	Chhatrapati Shahu Ji Maharaj University, Kanpur
4	Dr. Sadguru Prakash	Subject Expert	Zoology	Maharani Lal Kunwari P.G. College, Balrampur
5	Mr. Arbind Kumar	Member	Zoology	Kisan Post Graduate College, Bahraich
6	Dr. Sudha Shukla	Member	Zoology	Kisan Post Graduate College, Bahraich
7	Dr. Anjani Kumar Shukla	Member	Zoology	Kisan Post Graduate College, Bahraich
8	Dr. Brijesh Kumar Singh	Member	Zoology	K.S. Saket P.G. College, Ayodhya

Semester-wise Titles of the Papers in B.Sc (Zoology)

Year	Sem.	Course Code	Paper Title	Theory/Practical	Credits	
1.	I	B050101T	Cytology, Genetics and Infectious Diseases	Theory	04	
		B050102P	Cell Biology and Cytogenetic Lab	Practical	02	
	II	B050201T	Biochemistry and Physiology	Theory	04	
		B050202P	Physiological, Biochemical & Hematology Lab	Practical/Field work	02	
2.	III	B050301T	Molecular Biology, Bioinstrumentation & Biotechniques	Theory	04	
		B050302P	Bioinstrumentation & Molecular Biology Lab	Practical	02	
	IV	B050401T	Gene Technology, Immunology and Computational Biology	Theory	04	
		B050402P	Genetic Engineering and Counseling Lab	Practical/Field work	02	
3.	V	B050501T	Diversity of Non-Chordates and Economic Zoology	Theory	04	
		B050502T	Diversity of Chordates and Comparative Anatomy	Theory	04	
		B050503P	Lab on Virtual Dissection, Anatomy, Economic Zoology and Parasitology	Practical	02	
			B050504R	Research Project-I	Viva	03
	VI	B050601T	Evolutionary and Developmental Biology	Theory	04	
		B050602T	Ecology, Ethology, Environmental Science and Wildlife	Theory	04	
		B050603P	Lab on Environmental Science, Behavioral Ecology, Developmental Biology, Wildlife, Ethology	Practical/ Field work	02	
		B050604R	Research Project-II	Viva	03	


स्थापित
1960

सा विद्या या विमुक्तये


Proposed Year wise Structure of UG Program in Zoology

Programme/Year	Semester	Course Codes	Paper Title	Credits	Teaching Hours	
1st Year/ Certificate Course in Medical Diagnostics & Public Health	I	B050101T	Cytology, Genetics and Infectious Diseases	04	60	
		B050102P	Cell Biology & Cytogenetics Lab	02	60	
	II	B050201T	Biochemistry and Physiology	04	60	
		B050202P	Physiological, Biochemical & Hematology Lab	02	60	
2nd Year/ Diploma in Molecular Diagnostics and Genetic Counselling	III	B050301T	Molecular Biology, Bioinstrumentation & Bio techniques	04	60	
		B050302P	Bioinstrumentation & Molecular Biology Lab	02	60	
	IV	B050401T	Gene Technology, Immunology and Computational Biology	04	60	
		B050402P	Genetic Engineering and Counselling Lab	02	60	
3rd Year/ Degree in Bachelor of Science	V	B050501T	Diversity of Non-Chordates and Economic Zoology	04	60	
		B050502T	Diversity of Chordates and Comparative Anatomy	04	60	
		B050503P	Lab on Virtual Dissection, Anatomy, Economic Zoology and Parasitology	02	60	
			B050504R	Project-I	03	-
	VI	B050601T	Evolutionary and Developmental Biology	04	60	
		B050602T	Ecology, Ethology, Environmental Science and Wildlife	04	60	
		B050603P	Lab on Environmental Science, Behavioral Ecology, Developmental Biology, Wildlife, Ethology	02	60	
		B050604R	Project-II	03	-	


Subject prerequisite To study Zoology in undergraduate, a student must have studied Biology, Biotechnology or Life Science in Class 12.	
Programme Objectives (POs)	
<ol style="list-style-type: none"> 1. The Programme has been designed in such a way so that the students get the flavour of both classical and modern aspects of Zoology/Animal Sciences. It aims to enable the students to study animal diversity in Indian subcontinent, environmental science and behavioral ecology. 2. The modern areas including cell biology and genetics, molecular biology, biochemistry, physiology followed by biostatistics, Evolutionary biology, bioinformatics and genetic engineering have been included to make the study of animals more interesting and relevant to human studies which is the requirement in recent times. 3. The lab courses have been designed in such a way that students will be trained to join public or private labs. 	
Certificate Course in Medical Diagnostics & Public Health	
B.Sc. I Programme Specific Outcomes (PSOs)	
PSO1	This course introduces System Biology and various functional components of an organism. Emphasis will be on physiological understanding abnormalities and anomalies associated with white blood cells and red blood cells. The course emphasizes cell identification, cell differentiation and cell morphology evaluation procedures. This will enhance hematology analytical skills along with skill of using many instruments.
PSO 2	The students will learn the basic principles of genetics and how to prepare karyotypes to study the chromosomes.
PSO 3	How chromosomal aberrations are inherited in humans by pedigree analysis in families.
PSO 4	The students will have hands-on training in the techniques like microscopy, centrifugation and chromatography, and various biochemical techniques, preparation of slides which will help them in getting employment in pathology labs and contribute to health care system.
PSO 5	The Certificate courses will enable students to apply for technical positions in government and private labs/institutes.



Diploma in Molecular Diagnostics and Genetic Counselling	
B.Sc. II Programme Specific Outcomes (PSOs)	
PSO1	The student at the completion of the course will be able to have a detailed and conceptual understanding of molecular processes viz. DNA to trait. The differential regulation of genes in prokaryotes and eukaryotes leads to the development of an organism from an embryo.
PSO 2	The students will be able to understand and apply the principles and techniques of molecular biology which prepares students for further career in molecular biology. Independently execute a laboratory experiment using the standard methods and techniques.
PSO 3	The principles of genetic engineering, gene cloning, immunology and related technologies will enable students to play an important role in applications of biotechnology in various fields like Agriculture, Forensic Sciences, Industry and Human Health and make a career out of it. Students can have their own start-ups as well.
PSO 4	The basic tools of bioinformatics will enable students to analyze large amount of genomic data and its application to evolutionary biology. Apply knowledge and awareness of the basic principles and concepts of biology, computer science and mathematics existing software effectively to extract information from large databases and to use this information in computer modeling.
PSO 5	The Diploma courses will ensure employability in Hospitals/Diagnostics and Pathology labs with good hands-on training. It will also enable students to take up higher studies and Research as their career and work in renowned labs in the country and abroad.



Degree in Bachelor of Science (B.Sc.)	
B.Sc. III Programme Specific Outcomes (PSOs)	
PSO1	This programme aims to introduce students to animal diversity of invertebrates and vertebrates. The students will be taught about invertebrates and vertebrates using observational strategies, museum specimens and field reports.
PSO 2	A variety of interacting processes generate an organism's heterogeneous shapes, size, and structural features.
PSO 3	Inclusion of ecology and environmental sciences will enrich students with our world which is crucial for human wellbeing and prosperity. This section will provide new knowledge of the interdependence between people and nature that is vital for food production, maintaining clean air and water, and sustaining biodiversity in a changing climate.
PSO 4	Students will also come to know about the basic principle of life, how a cell divides leading to the growth of an organism and also reproduce to form new organisms.
PSO 5	The basic concepts of biosystematics, evolutionary biology and biodiversity will enable students to solve the biological problems related to environment.
PSO 6	At the end of the course the students will be capable enough to comprehend the reason behind such a huge diversity of animals and reason out why two animals are grouped together or remain separate due to similarities and differences which exist at many levels along with ecological, environmental and cellular inputs.
PSO 7	The Degree courses will enable students to go for higher studies like Master's and Ph.D. in Zoology and Allied subjects.



Programme/Class: Certificate		Year: First	Semester: First
Subject: ZOOLOGY			
Course Code: B050101T		Course Title: Cytology, Genetics and Infectious Diseases	
Course outcomes: The student at the completion of the course will be able to: Understand the structure and function of all the cell organelles. Know about the chromatin structure and its location. To be familiar with the basic principle of life, how a cell divides leading to the growth of an organism and also reproduces to form new organisms. How one cell communicates with its neighboring cells? Understand the basic principles of genetics and how genes (earlier called factors) are inherited from one generation to another. Understand the Mendel's laws and the deviations from conventional patterns of inheritance. Comprehend how environment plays an important role by interacting with genetic factors. How to detect chromosomal aberrations in humans and study the pattern of inheritance by pedigree analysis in families.			
Credits: 4		Core: Compulsory	
Max. Marks: 25+75		Min. Passing Marks: as per rules	
Total No. of Lectures-Tutorials-Practical (in hours per week): L-T-P: 4-0-0			
Unit	Topics	Total No. of Lectures (60)	
I	Structure and Function of Cell Organelles I <ul style="list-style-type: none"> • Plasma membrane: chemical structure—lipids and proteins • Cell-cell interaction: cell adhesion molecules, cellular junctions • Endomembrane system: protein targeting and sorting, endocytosis, exocytosis Introduction to all national and international Biologists (Zoologists) who have contributed/contributing to Zoological and Life Sciences as a mark of tribute to ancient and modern biology will be included as part of the Continuous Internal Evaluation (CIE)	6	
II	Structure and Function of Cell Organelles II <ul style="list-style-type: none"> • Cytoskeleton: microtubules, microfilaments, intermediate filaments • Mitochondria: Structure and function • Peroxisome and ribosome: structure and function 	6	
III	Nucleus and Chromatin Structure <ul style="list-style-type: none"> • Structure and function of nucleus in eukaryotes • Chemical structure and base composition of DNA and RNA • Chromatin organization : DNA super coiling (Nucleosome and Solenoid structure) structure of chromosomes • Types of DNA and RNA 	8	
IV	Cell cycle, Cell Division and Cell Signaling <ul style="list-style-type: none"> • Cell division: mitosis and meiosis • Cell cycle and its regulation, apoptosis • Signal transduction: intracellular signaling and cell surface receptors via G-protein coupled receptors, JAK-STAT pathway 	8	
V	Mendelism and Sex Determination <ul style="list-style-type: none"> • Basic principles of heredity: Dominance, segregation, independent assortment. • Penetrance and expressivity • Sex-Determining Systems: Chromosomal, Genic balance and Environmental sex determination • Sex-linked characteristics and Dosage compensation 	8	

VI	<p>Extensions of Mendelism</p> <ul style="list-style-type: none"> • Extensions of Mendelism: Co-dominance, Incomplete dominance, Multiple Alleles, Gene Interaction • The Interaction Between Sex and Heredity: Sex-Influenced and Sex-Limited Characteristics • Cytoplasmic Inheritance, Genetic Maternal Effects • Polygenic Inheritance, heritability 	8
VII	<p>Human Chromosomes and Patterns of Inheritance</p> <ul style="list-style-type: none"> • Human karyotype • Chromosomal anomalies: Structural and numerical aberrations with examples • Pedigree analysis • Patterns of inheritance: autosomal dominant, autosomal recessive, X-linked recessive, X-linked dominant 	8
VIII	<p>Infectious Diseases</p> <ul style="list-style-type: none"> • Introduction to pathogenic organisms: viruses (HIV, SARS-CoV-2), bacteria (Tuberculosis, Meningitis), protozoa (Malaria, Sleeping Sickness), and worms (Ascariasis, Taeniasis). • Structure, life cycle, pathogenicity, including diseases, causes, symptoms and control of common parasites: <i>Trypanosoma</i>, <i>Giardia</i> and <i>Wuchereria</i> 	8
<p>Suggested Readings:</p> <p>Lodish et al: Molecular Cell Biology: Freeman & Co, USA (2004). Alberts et al: Molecular Biology of the Cell: Garland (2002). Cooper: Cell: A Molecular Approach: ASM Press (2000). Karp: Cell and Molecular Biology: Wiley (2002). Pierce B. Genetics. Freeman (2004). Lewin B. Genes VIII. Pearson (2004). Watson et al. Molecular Biology of the Gene. Pearson (2004). Gupta P.K. : Cell and Molecular Biology, Rastogi Publication (2017) Pandey B.N: B.Sc.-Zoology Series-Cytology, Genetics & Mol. Genetics, Tata Mc Graw Hill (2012) Sarkar B.: Cell Structure & Function, Medtech (2017) Cell Biology and molecular biology by De Robertis Genetics by P.K.Gupta Genetics by Snustad and Simonds Cell Biology by C.B. Powar</p> <p style="color: red;">Course Books published in Hindi language and by authors, other than those mentioned above, as suggested by teachers may be prescribed by College</p>		


Course prerequisites: To study this course, a student must have had the subject **BIOLOGY** in class/12th

Suggested Continuous Evaluation Methods:

Total Marks: 25

- | | |
|--|------------|
| 1. House Examination/Test/ Quiz | : 10 Marks |
| 2. Written Assignment/Presentation/Project / Term Papers/Seminar | : 10 Marks |
| 3. Class performance/Participation | : 5 Marks |

Further Suggestions: None



Programme/Class: Certificate		Year: First	Semester: First
Subject: ZOOLOGY			
Course Code: B050102P		Course Title: Cell Biology & Cytogenetics Lab	
Course outcomes: At the completion of the course students will learn Hands-on: To use simple and compound microscopes. To prepare slides and stain them to see the cell organelles. To be familiar with the basic principle of life, how a cell divides leading to the growth of an organism and also reproduces to form new organisms. The chromosomal aberrations by preparing karyotypes. How chromosomal aberrations are inherited in humans by pedigree analysis in families. The antigen-antibody reaction.			
Credits: 2		Core: Compulsory	
Max. Marks: 25+75		Min. Passing Marks: as per rules	
Total No. of Lectures-Tutorials-Practical (in hours per week): L-T-P: 0-0-4			
Unit	Topics	Total No. of Lectures (60)	
I	To study different cell types such as buccal epithelial cells, neurons, striated muscle cells using Methylene blue. To study the different stages of Mitosis in root tip of onion. To study the different stages of Meiosis in grasshopper testis. To prepare molecular models of nucleotides, amino acids, dipeptides using bead and stick method. To check the permeability of cells using salt solution of different concentrations.	15	
II	Study of parasites (eg. Protozoans, Helminths etc.) from permanent slides. To learn the procedures for preparation of temporary and permanent stained/unstained slides.	15	
III	Study of mutant phenotypes of <i>Drosophila</i> . Preparation of Polytene Chromosomes. Study of sex chromatin (Barr bodies) in buccal smear and hair bud cells (Human). Preparation of human karyotype and study the chromosomal aberrations with respect to number, translocation, deletion etc. from the pictures provided. To prepare family pedigrees.	15	
IV	Virtual Labs (Suggestive sites) https://www.vlab.co.in https://zoologysan.blogspot.com www.vlab.iitb.ac.in/vlab www.onlinelabs.in www.powershow.com https://vlab.amrita.edu https://sites.dartmouth.edu	15	

Suggested Readings:

Lodish et al: Molecular Cell Biology: Freeman & Co, USA (2004).
Alberts et al: Molecular Biology of the Cell: Garland (2002).
Cooper: Cell: A Molecular Approach: ASM Press (2000).
Karp: Cell and Molecular Biology: Wiley (2002). Pierce B. Genetics. Freeman (2004).
Thomas J. Kindt, Richard A. Goldsby, Barbara A. Osborne, Janis KubyKuby Immunology. W HFreeman (2007).
Kesar, Saroj and Vashishta N. (2007). Experimental Physiology: Comprehensive Manual. Heritage Publishers, New Delhi

Course Books published in Hindi may be prescribed by the Colleges

Course prerequisites: To study this course, a student must have had the subject **BIOLOGY** in class/12th
[The eligibility for this paper is 10+2 from Arts/ Commerce/ Science]

Suggested Continuous Evaluation Methods:

Total Marks: 25

House Examination/Test : 10 Marks

Written Assignment/Presentation/Project / Term Papers/Seminar : 10 Marks

Class performance/Participation : 5 Marks

Further Suggestions: None



Programme/Class: Certificate		Year: First	Semester: Second
Subject: ZOOLOGY			
Course Code: B050201T		Course Title: Biochemistry and Physiology	
Course outcomes: The student at the completion of the course will learn: <ul style="list-style-type: none"> To develop a deep understanding of structure of biomolecules like proteins, lipids and carbohydrates How simple molecules together form complex macromolecules. To understand the thermodynamics of enzyme catalyzed reactions. Mechanisms of energy production at cellular and molecular levels. To understand systems biology and various functional components of an organism. To explore the complex network of these functional components. To comprehend the regulatory mechanisms for maintenance of function in the body. 			
Credits: 4		Core: Compulsory	
Max. Marks: 25+75		Min. Passing Marks: as per rules	
Total No. of Lectures-Tutorials-Practical (in hours per week): L-T-P: 4-0-0			
Unit	Topics		Total No. of Lectures (60)
I	Structure and Function of Biomolecules <ul style="list-style-type: none"> Structure and Biological importance of carbohydrates (Monosaccharides, Disaccharides, and Polysaccharides) Lipids (saturated and unsaturated fatty acids, Tri-acylglycerols, Phospholipids, Glycolipids, Steroids) Structure, Classification and General properties of α-amino acids; Essential and non-essential α-amino acids, Levels of organization in proteins; Simple and conjugate proteins. Nucleotides and Vitamins 		8
II	Enzyme Action and Regulation <ul style="list-style-type: none"> Nomenclature and classification of enzymes; Cofactors; Specificity of enzyme action; Mechanism of enzyme action Enzyme kinetics; Factors affecting rate of enzyme-catalyzed reactions; Derivation of Michaelis - Menten equation, Concept of K_m and V_{max}, Lineweaver-Burk plot Isozymes; Allosteric enzymes and their kinetics Enzyme inhibition; Regulation of enzyme action 		8
III	Metabolism of Carbohydrates and Lipids <ul style="list-style-type: none"> Metabolism of Carbohydrates: glycolysis, citric acid cycle, gluconeogenesis, phosphate pentose pathway Glycogenolysis and Glycogenesis Lipids: β-oxidation of Palmitic acid 		8
IV	Metabolism of Proteins and Nucleotides <ul style="list-style-type: none"> Catabolism of amino acids: Transamination, Deamination, Urea cycle Nucleotides biosynthesis Oxidative Phosphorylation 		6
V	Digestion and Respiration (in Humans) <ul style="list-style-type: none"> Structural organization and functions of gastrointestinal tract and associated glands Mechanical and chemical digestion of food; Absorptions of carbohydrates, lipids, proteins, water, minerals and vitamins. Mechanism of respiration, Pulmonary ventilation; Respiratory volumes and capacities; Transport of oxygen and carbon dioxide in blood Respiratory pigments, Dissociation curves and the factors influencing it; Control of respiration 		7
VI	Circulation and Excretion (in Humans) <ul style="list-style-type: none"> Components of blood and their functions Haemostasis: Blood clotting system, Blood groups: Rh factor, ABO and MN Structure of mammalian heart Cardiac cycle; Cardiac output and its regulation, Electrocardiogram, Blood pressure and its regulation Structure of kidney and its functional unit; Mechanism of urine formation and its regulation (RAAS, ANF, ADH) 		8

VII	Nervous System and Endocrinology (in Humans) Structure of neuron, resting membrane potential ☐ Origin of action potential and its propagation across themyelinated and unmyelinated nerve fibers ☐ Types of synapse, Synaptic transmission ☐ Endocrine glands -Pituitary, thyroid, parathyroid, pancreas, Pineal, adrenal, Testis, Ovary; hormones secreted by them ☐ Classification of hormones; Mechanism of Hormone action	8
VIII	Muscular System • Histology of different types of muscle; Ultra structure of skeletal muscle; Molecular and chemical basis of muscle contraction; Characteristics of muscle twitch; Motor unit, summation and tetanus	7
Suggested Readings: 1. Nelson & Cox: Lehninger’s Principles of Biochemistry: McMillan (2000) 2. Zubayet <i>al</i> : Principles of Biochemistry: WCB (1995) 3. Voet&Voet: Biochemistry Vols 1 & 2: Wiley (2004) 4. Murray <i>et al</i> : Harper’s Illustrated Biochemistry: McGraw Hill (2003) Elliott and Elliott: Biochemistry and Molecular Biology: Oxford University Press 5. Guyton, A.C. & Hall, J.E. Textbook of Medical Physiology. XI Edition. Herculourt Asia PTE Ltd. /W.B.Saunders Company. (2006). 6. Tortora, G.J. & Grabowski, S.Principles of Anatomy & Physiology. XI Edition John Wiley & sons(2006). 7. Christopher D.Moyes, Patricia M.Schulte. Principles of Animal Physiology. 3rd Edition,Pearson Education (2016). 8. Hill, Richard W., et al. Animal physiology. Vol. 2. Sunderland, MA: Sinauer Associates, (2004). 9. Chatterjee CC Human Physiology Volume 1 & 2. 11th edition. CBS Publishers (2016). Course Books published in Hindi language and by authors, other than those mentioned above, as suggested by teachers may be prescribed by College.		

Course prerequisites: To study this course, a student must have had the subject biology inclass/12 th	
Suggested Continuous Evaluation Methods: Total Marks: 25	
1. House Examination/Test/Quiz	: 10 Marks
2. Written Assignment/Presentation/Project / Term Papers/Seminar	: 10 Marks
3. Class performance/Participation	: 5 Marks
Further Suggestions: None	

Programme/Class: Certificate		Year: First	Semester: Second
Subject: ZOOLOGY			
Course Code: B050202P		Course Title: Physiological, Biochemical & Hematology Lab	
Course outcomes: The student at the completion of the course will be able to:			
<ul style="list-style-type: none"> • Understand the structure of biomolecules like proteins, lipids and carbohydrates • Perform basic hematological laboratory testing, • Distinguish normal and abnormal hematological laboratory findings to predict the diagnosis of hematological disorders and diseases. 			
Credits: 2		Core: Compulsory	
Max. Marks: 25+75		Min. Passing Marks: as per rules	
Total No. of Lectures-Tutorials-Practical (in hours per week): L-T-P:0-0-4			
Unit	Topics	Total No. of Lectures (60)	
I	<ol style="list-style-type: none"> 1. Estimation of Haemoglobin using Sahli's Haemoglobinometer 2. Preparation of Haemin and Haemochromogen crystals 3. Counting of RBCs and WBCs using Haemocytometer 4. To study different mammalian blood cell types using Leishman stain. 5. Recording of blood pressure using a sphygmomanometer 6. Recording of blood glucose level by using glucometer 	20	
II	<ol style="list-style-type: none"> 1. Study of permanent slides of Mammalian skin, Cartilage, Bone, Spinal cord, Nerve cell, Pituitary, Pancreas, Testis, Ovary, Adrenal, Thyroid and Parathyroid 2. Recording of simple muscle twitch with electrical stimulation (or Virtual) 3. Demonstration of the unconditioned reflex action (Deep tendon reflex such as knee jerk reflex) 	15	
III	<ol style="list-style-type: none"> 1. Ninhydrin test for α-amino acids. 2. Benedict's test for reducing sugar and iodine test for starch. 3. Test for sugar and acetone in urine. 4. Qualitative tests of functional groups in carbohydrates, proteins and lipids. 5. Action of salivary amylase under optimum conditions. 	10	
IV	Virtual Labs (Suggestive sites) <ol style="list-style-type: none"> 1. https://www.vlab.co.in 2. https://zoologysan.blogspot.com 3. www.vlab.iitb.ac.in/vlab 4. www.onlinelabs.in 5. www.powershow.com 6. https://vlab.amrita.edu 7. https://sites.dartmouth.edu 	15	

Suggested Readings:

1. Cox, M.M and Nelson, D.L. (2008). Lehninger's Principles of Biochemistry, V Edition, W.H. Freeman and Co., New York.
2. Berg, J.M., Tymoczko, J.L. and Stryer, L. (2007). Biochemistry, VI Edition, W.H. Freeman and Co., New York.
3. Guyton, A.C. & Hall, J.E. (2006). Textbook of Medical Physiology. XI Edition. Hecourt Asia PTE Ltd. /W.B.Saunders Company.
4. Tortora, G.J. & Grabowski, S. (2006). Principles of Anatomy & Physiology. XI Edition John Wiley & sons
5. Victor P. Eroschenko. (2008). diFiore's Atlas of Histology with Functional correlations. XII Edition. Lippincott W. & Wilkins.
6. Arey, L.B. (1974). Human Histology. IV Edition. W.B. Saunders.
7. Kesar, Saroj and Vashishta N. (2007). Experimental Physiology: Comprehensive Manual. Heritage Publishers, New Delhi

Course prerequisites: To study this course, a student must have had the subject biology in class/12th

[The eligibility for this paper is 10+2 from Arts/ Commerce/ Science]

Suggested Continuous Evaluation Methods:

Total Marks: 25

- | | |
|--|------------|
| 1. House Examination/Test | : 10 Marks |
| 2. Written Assignment/Presentation/Project / Term Papers/Seminar | : 10 Marks |
| 3. Class performance/Participation | : 5 Marks |

Further Suggestions: None

Programme/Class: Diploma		Year: Second	Semester: Third
Subject: ZOOLOGY			
Course Code: B050301T		Course Title: Molecular Biology, Bioinstrumentation & Biotechniques	
Course outcomes: The student at the completion of the course will be able to have:			
<ul style="list-style-type: none"> • A detailed and conceptual understanding of molecular processes viz. DNA to trait. • A clear understanding of the processes of central dogma viz. transcription, translation etc. • Underlying survival and propagation of life at molecular level. • Understanding of how genes are ultimately expressed as proteins which are responsible for the structure and function of all organisms. • Learn how four sequences (3 letter codons) generate the transcripts of life and determine the phenotypes of organisms. • How genes are regulated differently at different time and place in prokaryotes and eukaryotes. 			
Credits: 4		Core: Compulsory	
Max. Marks: 25+75		Min. Passing Marks: as per rules	
Total No. of Lectures-Tutorials-Practical (in hours per week): L-T-P:4-0-0			
Unit	Topics	Total No. of Lectures(60)	
I	Process of Transcription <ul style="list-style-type: none"> • Fine structure of gene • RNA polymerases • Transcription factors and machinery • Formation of initiation complex Initiation, elongation and termination of transcription in prokaryotes and eukaryotes	7	
II	Process of Translation <ul style="list-style-type: none"> • The Genetic code • Ribosome • Factors involved in translation • Aminoacylation of tRNA, tRNA-identity, aminoacyl tRNA synthetase Initiation, elongation and termination of translation in prokaryotes and eukaryotes	7	
III	Regulation of Gene Expression I <ul style="list-style-type: none"> • Regulation of gene expression in prokaryotes: <i>Lac</i> and <i>Trp</i> operons in <i>E. coli</i> • Regulation of gene expression in eukaryotes: Role of chromatin in gene expression • Regulation at transcriptional level, post-transcriptional modification Capping, Splicing, Polyadenylation RNA editing. 	8	
IV	Regulation of Gene Expression II <ul style="list-style-type: none"> • Regulation of gene expression in eukaryotes • Regulation at translational level, post-translational modifications: protein folding etc. • Intracellular protein degradation Gene silencing, RNA interference (RNAi)	8	
V	Principle and Types of Microscopes <ul style="list-style-type: none"> • Principle of Microscopy and Applications • Types of Light Microscopes: Bright field microscopy, dark field microscopy, phase-contrast microscopy, Fluorescence microscopy Electron microscopy: Principle and Application	6	
VI	Centrifugation and Chromatography <ul style="list-style-type: none"> • Principle of Centrifugation • Types of rotors: Vertical, Swing-out, Fixed-angle etc. • Types of Centrifuges : high speed, ultracentrifuge Differential and Density gradient Centrifugation Principle and Types of Chromatography: paper, ion-exchange, gel filtration, affinity	8	
VII	Spectrophotometry and Biochemical Techniques <ul style="list-style-type: none"> • Biochemical techniques: Measurement of pH, buffers • Principle of Colorimetry/Spectrophotometry: Beer-Lambert law Measurement, applications and safety measures of radio-tracer techniques	8	

VIII	Molecular Techniques <ul style="list-style-type: none"> • Detection of nucleic acid by gel electrophoresis • DNA sequencing , DNA fingerprinting, RFLP • Polymerase Chain Reaction (PCR) Detection of proteins: PAGE, ELISA, Western blotting	8
-------------	---	----------

Suggested Readings: <ol style="list-style-type: none"> 1. Lodish et al: Molecular Cell Biology: Freeman & Co, USA (2004). 2. Alberts et al: Molecular Biology of the Cell: Garland (2002). 3. Cooper: Cell: A Molecular Approach: ASM Press (2000). 4. Karp: Cell and Molecular Biology: Wiley (2002). 5. Watson et al. Molecular Biology of the Gene. Pearson (2004). 6. Lewin. Genes VIII. Pearson (2004). 7. Pierce B. Genetics. Freeman (2004). 8. Sambrook et al. Molecular Cloning Vols I, II, III. CSHL (2001). 9. Primrose. Molecular Biotechnology. Panima (2001). 10. Clark & Switzer. Experimental Biochemistry. Freeman (2000) <p style="color: red; font-size: small;">Course Books published in Hindi language and by authors, other than those mentioned above, as suggested by teachers may be prescribed by College.</p>
--

This course can be opted as an elective by the students of following subjects: The eligibility for this paper is 10+2 with Biology as one of the subject


Suggested Continuous Evaluation Methods:
House Examination/Test/Quiz : 10 Marks Written Assignment/Presentation/Project / Term Papers/Seminar : 10 Marks Class performance/Participation : 5 Marks

Further Suggestions: None

Programme/Class: Diploma	Year: Second	Semester: Third
Subject: ZOOLOGY		
Course Code: B050302P	Course Title: Bioinstrumentation & Molecular Biology Lab	
Course outcomes: The student at the completion of the course will be able to Understand the basic principles of microscopy, working of different types of microscopes Understand the basic techniques of centrifugation and chromatography for studying cells and separation of biomolecules. Understand the principle of measuring the concentrations of macromolecules in solutions by colorimeter and spectrophotometer and use them in Biochemistry. Learn about some of the commonly used advance DNA testing methods.		
Credits: 2		Core: Compulsory
Max. Marks: 25+75		Min. Passing Marks: as per rules
Total No. of Lectures-Tutorials-Practical (in hours per week): L-T-P: 0-0-4		
Unit	Topic	Total No. of Lectures (60)
I	1. To study the working principle of Compound and Binocular microscopes. 2. To study the working principle of various lab equipments such as pH Meter, Electronic balance, use of glass and micropipettes, Laminar flow, Incubator, Water bath, Centrifuge, Chromatography apparatus, etc.	15
II	1. To prepare solutions and buffers. 2. To measure absorbance in Colorimeter or Spectrophotometer. 3. Demonstration of differential centrifugation to fractionate different components in a mixture.	15
III	1. To prepare dilutions of Riboflavin and verify the principle of spectrophotometry. 2. To identify different amino acids in a mixture using paper chromatography. 3. Demonstration of DNA extraction from blood or tissue samples. 4. To estimate amount of DNA using Spectrophotometer.	15
IV	Virtual Labs (Suggestive sites) www.labinapp.com www.uwlax.edu www.labster.com www.onlinelabs.in www.powershow.in https://vlab.amrita.edu info@premiereducationaltechnologyies.com https://li.wsu.edu	15

Suggested Readings:	
Sambrook <i>et al</i> .Molecular Cloning Vols I, II, III. CSHL (2001). Primrose. Molecular Biotechnology. Panima (2001). Clark & Switzer. Experimental Biochemistry. Freeman (2000)	
Course Books published in Hindi may be prescribed by College.	
This course can be opted as an elective by the students of following subjects:	
Eligibility for this paper is 10+2 from Arts/Commerce/Science	
Suggested Continuous Evaluation Methods:	
House Examination/Test	: 10 Marks
Written Assignment/Presentation/Project / Term Papers/Seminar	: 10 Marks
Class performance/Participation	: 5 Marks
Further Suggestions: None	

At the End of the whole syllabus any remarks/ suggestions: University must ensure incorporation of all 04 units including virtual labs in practical evaluation.



Programme/Class: Diploma	Year: Second	Semester: Fourth
Subject: ZOOLOGY		
Course Code: B050401T	Course Title: Gene Technology, Immunology and Computational Biology	
Course outcomes: The student at the completion of the course will be able to:		
<ul style="list-style-type: none"> • Understand the principles of genetic engineering, how genes can be cloned in bacteria and the various technologies involved in it. • Know the applications of biotechnology in various fields like agriculture, industry and humanhealth. • To have an in depth understanding about Immune System & its mechanisms. • Get introduced to DNA testing and utility of genetic engineering in forensic sciences. • Get introduced to computers and use of bioinformatics tools. • Enable students to get employment in pathology/Hospital. • Take up research in biological sciences. 		
Credits: 4		Core: Compulsory
Max. Marks: 25+75		Min. Passing Marks: as per rules
Total No. of Lectures-Tutorials-Practical (in hours per week): L-T-P: 4-0-0		
Unit	Topic	Total No. of Lectures (60)
I	Principles of Gene Manipulation <ul style="list-style-type: none"> • Recombinant DNA Technology • Selection and identification of recombinant cells • Restriction Enzymes, DNA modifying enzymes, Cloning Vectors, Ligation • Gene transfer techniques, Gene therapy 	10
II	Applications of Genetic Engineering <ul style="list-style-type: none"> • Single cell proteins • Biosensors, Biochips • Crop and live stock improvement, development of transgenics • Development of DNA drugs and vaccines 	8
III	DNA Diagnostics <ul style="list-style-type: none"> • Genetic analysis of human diseases, detection of known and unknown mutations • Concept of pharmacogenomics and pharmacogenetics 	4
IV	Immune System and its Components <ul style="list-style-type: none"> • Historical perspective of Immunology, Innate and Adaptive Immunity, clonal selection, complement system • Structure and functions of different classes of Immunoglobulins, Hypersensitivity • Humoral immunity and cell mediated immunity • HLA complex: organization, class I and II HLA molecules 	10
V	Biostatistics I <ul style="list-style-type: none"> • Calculations of mean, median, mode, variance, standard deviation • Concepts of coefficient of variation, Skewness, Kurtosis • Elementary idea of probability and application 	7
VI	Biostatistics II <ul style="list-style-type: none"> • Data summarizing: frequency distribution, graphical presentation pie diagram, histogram • Tests of significance: one and two sample tests, t-test and Chi-square test 	7

VII	Basics of Computers <ul style="list-style-type: none"> • Basics (CPU, I/O units) and operating systems • Concept of homepages and websites, World Wide Web, URLs, using search engines 	6
VIII	Bioinformatics <ul style="list-style-type: none"> • Databases: nucleic acids, genomes, protein sequences and structures, Bibliography • Sequence analysis (homology): pairwise and multiple sequence alignments- BLAST, CLUSTALW • Phylogenetic analysis 	8
Suggested Readings: <ol style="list-style-type: none"> 1. Primrose & Twyman. Principles of Genome Analysis and Genomics. Blackwell (2003). 2. Hartl & Jones. Genetics: principles & Analyses is of Genes & Genomes. Jones & Bartlett (1998). 3. S6mbrook <i>et al</i> .Molecular Cloning Vols I, II, III. CSHL (2001). 4. Primrose. Molecular Biotechnology. Panima (2001). 5. Clark & Switzer. Experimental Biochemistry. Freeman (2000) 6. Sudbery. Human Molecular Genetics. Prentice-Hall (2002). 7. Wilson. Clinical Genetics-A Short Course, Wiley (2000). 8. Pasternak. An Introduction to Molecular Human Genetics. Fritzgerald (2000). 9. Biostatistical Analysis (Fourth Edition) by Jerrold H. Zarr, Pearson Education Inc., Delhi. 10. Statistical Methods (Eighth Edition) by G. W. Snecdecor and W. G. Cochran, Willey Blackwell 11. Biostatistics (Tenth Edition) by W.W. Daniel and C. L. Cross, Wiley 12. Introductory Biological Statistics (Fourth Edition) by John E. Havel, Raymond E. Hampton and Scott J. Meiners 13. Westhead <i>et al</i> Bioinformatics: Instant Notes. Viva Books (2003). <p style="color: red;">Course Books published in Hindi language and by authors, other than those mentioned above, as suggested by teachers may be prescribed by College.</p>		
This course can be opted as an elective by the students of following subjects: The eligibility for this paper is 10+2 with Biology as one of the subject		
Suggested Continuous Evaluation Methods:		
House Examination/Test/ Quiz		: 10 Marks
Written Assignment/Presentation/Project / Work shop /Seminar		: 10 Marks
Class performance/Participation		: 5 Marks

Programme/Class: Degree	Year: Second	Semester: Fourth
Subject: ZOOLOGY		
Course Code: B050402P	Course Title: Genetic Engineering and Counselling Lab	
Course outcomes: The student at the completion of the course will be able to:		
<ul style="list-style-type: none"> Understand the principles of genetic engineering with hands-on experiments in mutation detection, testing of infectious diseases like Covid 19. Get introduced to DNA testing and utility of genetic engineering in forensic sciences. Apply knowledge and awareness of the basic principles and concepts of biology, computer science and mathematics existing software effectively to extract information from large databases and to use this information in computer modeling. Use bioinformatics tools to find out evolutionary/phylogenetic relationship of organisms using gene sequences. Get employment in Hospitals/Diagnostic and forensic labs/Counsel families with genetic disorders. Enable students to take up research in biological sciences. 		
Credits: 2	Core: Compulsory	
Max. Marks: 25+75	Min. Passing Marks: as per rules	
Total No. of Lectures-Tutorials-Practical (in hours per week): L-T-P:0-0-4		
Unit	Topic	Total No. of Lectures (60)
I	1. Measure the pre and post clitellar lengths of earthworms and calculate mean, median, mode, standard deviation etc. 2. Measure the height and weight of all students in the class and apply statistical measures.	10
II	1. Determination of ABO Blood group 2. To perform bacterial culture and calculate generation time of bacteria. 3. To study Restriction enzyme digestion using teaching kits. 4. To detect genetic mutations by Polymerase Chain Reaction (PCR) using teaching kits. 5. Demonstration of agarose gel electrophoresis for detection of DNA. 6. Demonstration of Polyacrylamide Gel Electrophoresis (PAGE) for detection of proteins. 7. To calculate molecular weight of unknown DNA and protein fragments from gel pictures.	20
III	1. To learn the basics of computer applications 2. To learn sequence analysis using BLAST 3. To learn Multiple sequence alignment using CLUSTALW 4. To learn about Phylogenetic analysis using the programme PHYLIP. 5. To learn how to perform Primer designing for PCR using available Softwares etc.	15

IV	Virtual Labs (Suggestive sites) <ol style="list-style-type: none"> 1. Gel Documentation System- https://youtu.be/WPpt3-FanNE 2. Colorimeter- https://youtu.be/v4aK6G0bGuU 3. PCR Part 1- https://youtu.be/CpGX1UFSI4A 4. PCR Part 2- https://youtu.be/6IcHAYPTAEw 5. DNA isolation Part 1- https://youtu.be/QE7UI0JnY9A 6. DNA isolation part 2- https://youtu.be/-efr_HFeHxM 7. DNA curve- https://youtu.be/ubl8QxTeuG4 8. Spectrophotometer- https://youtu.be/ubl8QxTeuG4 9. Agarose Part 1- https://youtu.be/7gvHPFww--g 10. Agarose part 2- https://youtu.be/j_boZCHNsSg 11. Use softwares like Primer3, NEB cutter 12. NCBI, BLAST, CLUSTAL W, PHYLIP 	15						
Suggested Readings: <ol style="list-style-type: none"> 1. Primrose & Twyman. Principles of Genome Analysis and Genomics. Blackwell (2003). 2. Hartl & Jones. Genetics: principles & Analysis of Genes & Genomes. Jones & Bartlett (1998). 3. Sambrook <i>et al.</i> Molecular Cloning Vols I, II, III. CSHL (2001). 4. Primrose. Molecular Biotechnology. Panima (2001). <p style="text-align: center;">Course Books published in Hindi may be prescribed by the Universities and Colleges</p>								
This course can be opted as an elective by the students of following subjects: <p style="text-align: center;">The eligibility for this paper is 10+2 from Arts/Commerce/Science</p>								
Suggested Continuous Evaluation Methods: <table style="width: 100%; border: none;"> <tr> <td style="width: 80%;">House Examination/Test</td> <td style="text-align: right;">: 10 Marks</td> </tr> <tr> <td>Written Assignment/Presentation/Project / Work shop/Seminar</td> <td style="text-align: right;">: 10 Marks</td> </tr> <tr> <td>Class performance/Participation</td> <td style="text-align: right;">: 5 Marks</td> </tr> </table>			House Examination/Test	: 10 Marks	Written Assignment/Presentation/Project / Work shop/Seminar	: 10 Marks	Class performance/Participation	: 5 Marks
House Examination/Test	: 10 Marks							
Written Assignment/Presentation/Project / Work shop/Seminar	: 10 Marks							
Class performance/Participation	: 5 Marks							
Further Suggestions: None								

At the End of the whole syllabus any remarks/ suggestions: University must ensure incorporation of all 04 units including virtual labs in practical evaluation.

Programme/Class: Degree	Year: Third	Semester: Fifth
Subject: ZOOLOGY		
Course Code: B050501T	Course Title: Diversity of Non-Chordates and Economic Zoology	
Course outcomes: The student at the completion of the course will be able to: The student at the completion of the course will be able to:		
<ul style="list-style-type: none"> • demonstrate comprehensive identification abilities of non-chordate diversity • explain structural and functional diversity of non-chordate • explain evolutionary relationship amongst non-chordate groups • Get employment in different applied sectors • Students can start their own business i.e. Self employments. • Enable students to take up research in Biological Science 		
Credits: 4	Core: Compulsory	
Max. Marks: 25+75	Min. Passing Marks: as per rules	
Total No. of Lectures-Tutorials-Practical (in hours per week): L-T-P: 4-0-0		
Unit	Topic	Total No. of Lectures (60)
I	Protozoa to Coelenterate <ul style="list-style-type: none"> ☐ Protozoa – <i>Paramecium</i> (Morphology and Reproduction) ☐ Porifera – <i>Sycon</i> (Canal System) ☐ Coelenterata – <i>Obelia</i> (Morphology and Reproduction) 	7
II	Ctenophora to Nemathelminthes <ul style="list-style-type: none"> ☐ Ctenophora - Salient features ☐ Platyhelminthes - <i>Taenia</i> (Tape worm) (Morphology and Reproduction) ☐ Nemathelminthes – <i>Ascaris lumbricoides</i> (Morphology and Reproduction) 	7
III	Annelida <ul style="list-style-type: none"> • Annelida – <i>Hirudinaria</i> (Leech) (Morphology and Reproduction) 	8
IV	Arthropoda <ul style="list-style-type: none"> • Arthropoda – <i>Palaemon</i> (Prawn) (Morphology, Appendages, Nervous System and Reproduction) 	8

V	Mollusca to Hemichordata <ul style="list-style-type: none"> ☐ Mollusca – <i>Pila</i> (Morphology, Shell, Respiration, Nervous System and Reproduction) ☐ Echinodermata – <i>Pentaceros</i> (Morphology and Water Vascular System) 	8
VI	Vectors and pests Life cycle and their control of following pests: Gundhi bug, Sugarcane leafhopper, Rodents. Termites and Mosquitoes and their control	8
VII	Economic Zoology-1 Animal breeding and culture: Strategies of food sufficiency: Pisciculture	7
VIII	Economic Zoology- 2 Sericulture, Apiculture, Lac-culture, Vermiculture	7

Suggested Readings:

1. Barnes et al (2009). The Invertebrates: A synthesis. Wiley Backwell 17
2. Hunter: Life of Invertebrates (1979, Collier Macmillan)
3. Marshall: Parker & Haswell Text Book of Zoology, Vol. I (7th ed 1972, Macmillan)
4. Moore: An Introduction to the Invertebrates (2001, Cambridge University Press)
5. Brusca and Brusca (2016) Invertebrates. Sinauer
6. Jan Pechenik (2014) Biology of the invertebrates. McGraw Hill
7. Neilsen (2012). Animal Evolution: Interrelationships amongst living Phyla. Oxford
8. Parasitology- Chatterjee
9. Parasitology- Chakraborty
10. Thomos C. Chung. General Parasitology. Hardcourt Brace and Co. Ltd. Asia, New Delhi.
11. Gerard D. Schmidt and Larry S Roberts. Foundations of Parasitology. McGraw Hill.
12. Bisht. D.S., *Apiculture*, ICAR Publication.
13. Singh S., *Beekeeping in India*, Indian council of Agricultural Research, New Delhi.
14. Jhingran. V.G. Fish and fisheries in India.,
15. Khanna. S.S, An introduction to fishes
16. Boyd. C.E. & Tucker. C.S, Pond aquaculture water quality management,
17. Biswas. K.P, Fish and prawn diseases,
18. Pedigo, L.P. (2002). *Entomology and Pest Management*, Prentice Hall.
19. Lee, Earthworm Ecology
20. Stevenson, Biology of Earthworms

Course Books published in Hindi language and by authors, other than those mentioned above, as suggested by teachers may be prescribed by College.

This course can be opted as an elective by the students of following subjects:

The eligibility for this paper is 10+2 with Biology as one of the subject

Suggested Continuous Evaluation Methods:

House Examination/Test/ Quiz	: 10 Marks
Written Assignment/Presentation/Project / Term Papers/Seminar	: 10 Marks
Class performance/Participation	: 5 Marks

Further Suggestions: None



Programme/Class: Degree	Year: Third	Semester: Fifth
Subject: ZOOLOGY		
Course Code: B050502T	Course Title: Diversity of Chordates and Comparative Anatomy	
Course outcomes: The student at the completion of the course will be able to: <ul style="list-style-type: none"> • Demonstrate comprehensive identification abilities of chordate diversity • Explain structural and functional diversity of chordates • Explain evolutionary relationship amongst chordates • Take up research in biological sciences. 		
Credits: 4	Core Compulsory/Elective	
Max. Marks: 25+75	Min. Passing Marks: as per rules	
Total No. of Lectures-Tutorials-Practical (in hours per week): L-T-P: 4-0-0		
Unit	Topic	Total No. of Lectures (60)
I	Origin of Chordates & Hemichordata <ul style="list-style-type: none"> • Origin of Chordates. Classification of Phylum Chordata up to the class. • Hemichordata: General characteristics, classification and detailed study of <i>Balanoglossus</i> (Habit and Habitat, Morphology, Physiology and Development). 	6
II	Urochordata and Cephalochordata <p>(i) Urochordata :</p> <ul style="list-style-type: none"> • General characteristics, classification and detailed study of <i>Herdmania</i> (Habit and Habitat, Morphology, Physiology and Post Embryonic Development). <p>(ii) Cephalochordata :</p> <ul style="list-style-type: none"> • General characteristics, classification and detailed study of <i>Branchiostoma (Amphioxus)</i> (Habit and Habitat, Morphology, Physiology). 	6
III	Classification and General Characteristics of Vertebrates <ul style="list-style-type: none"> • General characters and Classification of different classes of vertebrates (Pisces, Amphibia, Reptilia, Aves, Mammalia) up to the order with examples. • Poisonous and Non Poisonous Snakes and biting mechanism. • Neoteny and Paedogenesis • Flight adaptation in birds • Dentition in Mammals 	8

IV	Comparative Anatomy and Physiology of Vertebrates Integumentary System <ul style="list-style-type: none"> Structure, functions and derivatives of integument Skeletal System <ul style="list-style-type: none"> Overview of axial and appendicular skeleton, Jaw suspensorium, Visceral arches 	8
V	Digestive System <ul style="list-style-type: none"> Alimentary canal and associated glands, dentition 	8
VI	Respiratory System <ul style="list-style-type: none"> Skin, gills, lungs and air sacs; Accessory respiratory organs 	8
VII	Circulatory System <ul style="list-style-type: none"> General plan of circulation, evolution of heart and aortic arches Urinogenital System <ul style="list-style-type: none"> Succession of kidney, Evolution of urinogenital ducts, Types of mammalian uteri 	8
VIII	Nervous System <ul style="list-style-type: none"> Comparative account of brain Autonomic nervous system, Spinal cord, Cranial nerves in mammals Sense Organs <ul style="list-style-type: none"> Classification of receptors Brief account of visual and auditory receptors in man 	8

Suggested Readings:

1. Harvey et al: The Vertebrate Life (2006)
2. Colbert et al: Colbert's Evolution of the Vertebrates: A history of the backboned animals through time(5th ed 2002, Wiley - Liss)
3. Hildebrand: Analysis of Vertebrate Structure (4th ed 1995, John Wiley)
4. Kenneth V. Kardong (2015) Vertebrates: Comparative Anatomy, Function, Evolution McGraw Hill
5. McFarland et al: Vertebrate Life(1979, Macmillan Publishing)
6. Parker and Haswell: TextBook of Zoology, Vol. II (1978, ELBS)
7. Romer and Parsons: The Vertebrate Body (6th ed 1986, CBS Publishing Japan)
8. Young: The Life of vertebrates (3rd ed 2006, ELBS/Oxford)
9. Weichert C.K and William Presch (1970). Elements of Chordate Anatomy, Tata McGraw Hills

Course Books published in Hindi language and by authors, other than those mentioned above, as suggested by teachers may be prescribed by College.

This course can be opted as an elective by the students of following subjects:

The eligibility for this paper is 10+2 with Biology as one of the subject

Suggested Continuous Evaluation Methods:

House Examination/Test/Quiz	: 10 Marks
Written Assignment/Presentation/Project / Term Papers/Seminar	: 10 Marks
Class performance/Participation	: 5 Marks

Further Suggestions: None

Programme/Class: Degree		Year: Third	Semester: Fifth
Subject: ZOOLOGY			
Course Code: B050503P		Course Title: Lab on Virtual Dissection, Anatomy, Economic Zoology and Parasitology	
Course outcomes: The student at the completion of the course will be able to: demonstrate comprehensive identification abilities of chordate and non- chordates diversity explain structural and functional diversity of chordates and non- chordates explain evolutionary relationship amongst chordates and non- chordates Generate self employment Enable students to take up research in biological sciences.			
Credits: 2		Core: Compulsory	
Max. Marks: 25+75		Min. Passing Marks: as per rules	
Total No. of Lectures-Tutorials-Practical (in hours per week): L-T-P: 0-0-4			
Unit	Topic	Total No. of Lectures (60)	
I	Study of animal specimens of various animal phyla. To prepare permanent stained slide of septal nephridia of earthworm. To take out the nerve ring of earthworm. To take out hastate plate from <i>Palaemon</i> .	15	
II	Study of animal specimens of various animal phyla Study on use and ethical handling of model organisms (Mice, rats, rabbit and pig). To prepare stained/unstained slide of placoid scales. Comparative study of bones of different vertebrates. Comparative study of histological slides of different tissues of vertebrates.	15	
III	Permanent Preparation of: <i>Euglena</i> , <i>Paramecium</i> Study of prepared slides/specimens of <i>Entamoeba</i> , <i>Giardia</i> , <i>Leishmania</i> , <i>Trypanosoma</i> , <i>Plasmodium</i> , <i>Fasciola</i> , <i>Cotugnia</i> , <i>Taenia</i> , <i>Rallietina</i> , <i>Polystoma</i> , <i>Schistosoma</i> , <i>Echinococcus</i> , <i>Enterobius</i> , <i>Ascaris</i> and <i>Ancylostoma</i> Permanent Preparation of <i>Cimex</i> (bed bug)/ <i>Pediculus</i> (Louse), <i>Haematopinus</i> (cattle louse), fresh water annelids, arthropods; and soil arthropods. Larval stages of helminths and arthropods. Permanent mount of wings, mouth parts and developmental stages of mosquito and house fly. Permanent preparation of ticks/ mites, abdominal gills of aquatic insects viz. <i>Chironomus</i> larva, dragonfly and mayfly nymphs, preparation of antenna of housefly. Identification of pests. Life history of silkworm, honeybee and lac insect. Different types of important edible fishes of India. Slides of plant nematodes. Study of an aquatic ecosystem, its biotic components and food chain. Project Report/ model chart making. Dissections : through multimedia / models	15	

	<p>Cockroach : Central nervous system Wallago: Afferent and efferent branchial vessels, Cranial nerves, Weberian ossicles.</p>	
IV	<p>Virtual Labs (Suggestive sites) https://www.vlab.co.in https://zoologysan.blogspot.com www.vlab.iitb.ac.in/vlab https://www.vlab.co.in https://zoologysan.blogspot.com www.vlab.iitb.ac.in/vlab www.onlinelabs.in www.powershow.com https://vlab.amrita.edu https://sites.dartmouth.edu</p>	15

Harvey et al: The Vertebrate Life (2006)
Colbert et al: Colbert's Evolution of the Vertebrates: A history of the backboned animalsthroughtime (5th ed 2002,Wiley - Liss)
Hildebrand: Analysis of Vertebrate Structure (4th ed 1995, John Wiley)
Kenneth V. Kardong (2015) Vertebrates: Comparative Anatomy, Function, Evolution McGrawHill
McFarland et al: Vertebrate Life (1979, Macmillan Publishing)
Parker and Haswell: TextBook of Zoology, Vol. II (1978, ELBS)
Romer and Parsons: The Vertebrate Body (6th ed 1986, CBS Publishing Japan)
Young: The Life of vertebrates (3rd ed 2006, ELBS/Oxford)
Barnes et al (2009). The Invertebrates: A synthesis. Wiley Backwell 17
Marshall: Parker &Haswell Text Book of Zoology, Vol. I (7th ed 1972, Macmillan)
Moore: An Introduction to the Invertebrates (2001, Cambridge University Press)
Brusca and Brusca (2016) Invertebrates. Sinauer
Jan Pechenik (2014) Biology of the invertebrates. McGraw Hill
Boradale, L.A. and Potts, E.A. (1961). Invertebrates: A Manual for the use of Students. AsiaPublishing Home
Robert Leo Smith Ecology and field biology Harper and Row publisher
Handbook of Practical Sericulture :Ullal, S.R. and Narasimhanna, M.N. (1987),Central SilkBoardPublication, Bangalore.
Prost, P. J. (1962). *Apiculture*. Oxford and IBH, New Delhi.
Bisht. D.S., *Apiculture*, ICAR Publication.
Singh S., *Beekeeping in India*, Indian council of Agricultural Research, New Delhi.
Ullal S.R. and Narasimhanna, M.N. Handbook of Practical Sericulture: CSB,Bangalor

Suggested Continuous Evaluation Methods:	
House Examination/Test	: 10 Marks
Written Assignment/Presentation/Project / Term Papers/Seminar	: 10 Marks
Class performance/Participation	: 5 Marks
Further Suggestions: None	

At the end of the whole syllabus any remarks/ suggestions: University must ensure incorporation of all 04 units including virtual labs in practical evaluation.

Programme/Class: Degree	Year: Third	Semester: Sixth
Subject: ZOOLOGY		
Course Code: B050601T	Course Title: Evolutionary and Developmental Biology	
Course outcomes: The student at the completion of the course will be able to: <ul style="list-style-type: none"> • Understand that by biological evolution we mean that many of the organisms that inhabit the earth today are different from those that inhabited it in the past. • Understand that natural selection is one of several processes that can bring about evolution, although it can also promote stability rather than change. • Understand how the single cell formed at fertilisation forms an embryo and then a full adult organism. • Integrate genetics, molecular biology, biochemistry, cell biology, anatomy and physiology during embryonic development. • Understand a variety of interacting processes, which generate an organism's heterogeneous shapes, size, and structural features. • Understand how a cell behaves in response to an autonomous determinant or an external signal, and the scientific reasoning exhibited in experimental life science. 		
Credits: 4	Core: Compulsory	
Max. Marks: 25+75	Min. Passing Marks: as per rules	
Total No. of Lectures-Tutorials-Practical (in hours per week): L-T-P: 4-0-0		
Unit	Topic	Total No. of Lectures (60)
I	Theories of Evolution <ul style="list-style-type: none"> • Origin of Life • Historical review of evolutionary concept: Lamarckism, Darwinism (Natural, Sexual and Artificial selection) • Modern synthetic theory of evolution • Patterns of evolution (Divergence, Convergence, Parallel, Coevolution) 	8
II	Population Genetics <ul style="list-style-type: none"> • Microevolution and Macroevolution • allele frequencies, genotype frequencies, Hardy-Weinberg equilibrium and conditions for its maintenance • Forces of evolution: mutation, selection, genetic drift 	8
III	Direct Evidences of Evolution <ul style="list-style-type: none"> • Types of fossils, Incompleteness of fossil record, Dating of fossils, Phylogeny of human • Geological Time scale 	7

IV	Species Concept and Extinction <ul style="list-style-type: none"> Biological species concept (Advantages and Limitations); Modes of speciation (Allopatric, Sympatric) Mass extinction (Causes, Names of five major extinctions) 	7
V	Gamete Fertilization and Early Development <ul style="list-style-type: none"> Primordial germ cells and their migration Gametogenesis, Fertilization Cleavage pattern Gastrulation, fate maps Developmental mechanics of cell specification Morphogenesis and cell adhesion 	6
VI	Developmental Genes <ul style="list-style-type: none"> Genes and development Molecular basis of development in Drosophila: Homeotic genes 	8
VII	Early Vertebrate Development <ul style="list-style-type: none"> Early development of vertebrates (birds & mammals) Metamorphosis, regeneration and stem cells Environmental regulation of development 	8
VIII	Late Developmental Processes <ul style="list-style-type: none"> The dynamics of organ development Development of eye and limb Metamorphosis: the hormonal reactivation of development in amphibians, insects Regeneration: salamander limbs, mammalian liver, Hydras Aging: the biology of senescence 	8

Suggested Readings:

- Ridley, M. (2004). *Evolution*. III Edition. Blackwell Publishing
- Barton, N. H., Briggs, D. E. G., Eisen, J. A., Goldstein, D. B. and Patel, N. H. (2007). *Evolution*. ColdSpring, Harbour Laboratory Press.
- Hall, B. K. and Hallgrímsson, B. (2008). *Evolution*. IV Edition. Jones and Bartlett Publishers
- Campbell, N. A. and Reece J. B. (2011). *Biology*. IX Edition, Pearson, Benjamin, Cummings.
- Douglas, J. Futuyma (1997). *Evolutionary Biology*. Sinauer Associates.
- Developmental Biology: T. Subramaniam, (Reprint), Narosa Publishing House Pvt. Ltd., New Delhi(2013).
- Essential Developmental Biology: Jonathan M. W. Slack, (3rd ed.), Wiley-Blackwell. (2012).
- Developmental Biology: From a Cell to an Organism (Genetics & Evolution) eBook: Russ Hodge, Infobase Publishing. (2009).
- Current Topics in Developmental Biology: Roger A. Pedersen, Gerald P. Schatten, Elsevier. (1998).
- Developmental biology: Werner A. Müller, Springer Science & Business Media. (2012).
- Human Embryology and Developmental Biology E-Book: Bruce M. Carlson, Elsevier Health Sciences.(2018).
- Developmental Biology: Michael J. F. Barresi, Scott F. Gilbert, Oxford University Press. (2019).

Course Books published in Hindi language and by authors, other than those mentioned above, as suggested by teachers may be prescribed by College.

Suggested Continuous Evaluation Methods:

House Examination/Test/Quiz : 10 Marks

Written Assignment/Presentation/Project / Term Papers/Seminar : 10 Marks

Class performance/Participation :5 Marks

Further Suggestions: None



Programme/Class: Degree	Year: Third	Semester: Six
Subject: ZOOLOGY		
Course Code: B050602T	Course Title: Ecology, Ethology, Environmental Science and Wildlife	
Course outcomes: The student at the completion of the course will learn: <ul style="list-style-type: none"> • Complexities and interconnectedness of various environmental levels and their functioning. • Global environmental issues, their causes, consequences and amelioration. • To understand and identify behaviours in a variety of taxa. • The proximate and ultimate causes of various behaviours. • About the molecules, cells, and systems of biological timing systems. • Conceptualizing how species profitably inhabit in the temporal environment and space out their activities at different times of the day and seasons. • To interpret the cause and effect of lifestyle disorders contributing to public understanding of biological timing. • To understand the importance of wildlife conservation. 		
Credits: 4		Core: Compulsory
Max. Marks: 25+75		Min. Passing Marks: as per rules
Total No. of Lectures-Tutorials-Practical (in hours per week): L-T-P: 4-0-0		
Unit	Topic	Total No. of Lectures (60)
I	Introduction to Ecology <ul style="list-style-type: none"> • History of ecology, Autecology and synecology, Levels of organization, Laws of limiting factors, Study of physical factors 	4
II	Organization of Ecosystem <ul style="list-style-type: none"> • Population: Dispersion pattern, Density, natality, mortality, life tables, survivorship curves, Age Structure, Exponential and logistic growth, • Types of ecosystems with one example in detail, Food chain: Detritus and grazing food chains, Food web, Energy flow through the ecosystem, • Ecological pyramids and Ecological efficiencies, Nutrient and biogeochemical cycle with one example of Carbon cycle 	12
III	Community Ecology <ul style="list-style-type: none"> • Community characteristics: species richness, dominance, diversity, abundance, Ecological succession with one example 	7
IV	Environmental Hazards <ul style="list-style-type: none"> • Sources of Environmental hazards • Climate changes • Greenhouse gases and global warming • Acid rain, Ozone layer destruction 	7

V	Effects of Climate Change <ul style="list-style-type: none"> • Effect of climate change on public health • Sources of waste, types and characteristics, Sewage disposal and its management, Solid waste disposal, Biomedical waste handling and disposal, • Nuclear waste handling and disposal, Waste from thermal power plants, • Case histories on Bhopal gas tragedy, Chernobyl disaster, Seveso disaster and Three Mile Island accident and their aftermath. 	6
VI	Behavioral Ecology and Chronobiology <ul style="list-style-type: none"> • Origin and history of Ethology, • Instinct vs. Learnt Behavior • Associative learning, classical and operant conditioning, Habituation, Imprinting, • Biological rhythms: Circadian rhythms; Tidal rhythms and Lunar rhythms • Biological clock, Chrono medicine 	8
VII	Introduction to Wild Life <ul style="list-style-type: none"> • Values of wild life - positive and negative; Conservation ethics; Importance of conservation; Causes of depletion; World conservation strategies. 	8
VIII	Protected areas <ul style="list-style-type: none"> • National parks & sanctuaries, Community reserve; Important features of protected areas in India; Tiger conservation - Tiger reserves in India; Management challenges in Tiger reserve 	8

Suggested Readings:

1. Ecology: Theories & Applications. Peter D. Stiling, 2001, Prentice Hall.
2. Ecological Modeling. 2008. Grant, W.E. and Swannack, T.M., Blackwell.
3. Ecology: The Experimental Analysis of Distribution and Abundance. Charles J. Krebs, 2016, Pearson Education Inc.
4. Elements of Ecology. T.M. Smith and R.L. Smith, 2014, Pearson Education Inc.
5. Environmental Chemistry. 2010. Stanley and Manahan, E. CRC, Taylor & Francis. London.
6. Environment. Raven, Berg, Johnson, 1993, Saunders College Publishing.
7. Essentials of Ecology. G.T. Miller, Jr. & Scott. E. Spoolman, 2014, Brooks/Cole, Cengage Learning.
8. Freshwater Ecology: A Scientific Introduction. 2004. Closs, G., Downes, B. and Boulton, A. Wiley-Blackwell publisher, Oxford.
9. Fundamental Processes in Ecology: An Earth system Approach. 2007. Wilkinson, D.M. Oxford University Press, UK.
10. Fundamentals of Ecology. E.P. Odum & Gray. W. Barrett, 1971, Saunders
11. Caughley, G., and Sinclair, A.R.E. (1994). Wildlife Ecology and Management. Blackwell Science.
12. Woodroffe R., Thirgood, S. and Rabinowitz, A. (2005). People and Wildlife, Conflict or Co-existence? Cambridge University.
13. Bookhout, T.A. (1996). Research and Management Techniques for Wildlife and Habitats, 5th edition. The Wildlife Society, Allen Press.
14. Sutherland, W.J. (2000). The Conservation Handbook: Research, Management and Policy. Blackwell Sciences
15. Hunter M.L., Gibbs, J.B. and Sterling, E.J. (2008). Problem-Solving in Conservation Biology and Wildlife Management: Exercises for Class, Field, and Laboratory. Blackwell Publishing.

Course Books published in Hindi language and by authors, other than those mentioned above, as suggested by teachers may be prescribed by College.

This course can be opted as an elective by the students of following subjects:

The eligibility for this paper is 10+2 with Biology as one of the subject


Suggested Continuous Evaluation Methods:

House Examination/Test/Quiz : 10 Marks

Written Assignment/Presentation/Project / Term Papers/Seminar : 10 Marks

Class Performance/Participation : 5 Marks

Further Suggestions: None



Programme/Class: Degree	Year: Third	Semester: Sixth
Subject: ZOOLOGY		
Course Code: B050603P	Course Title: Lab on Ecology, Environmental Science, Behavioral Ecology & wildlife	
Course outcomes: The student at the completion of the course will be able to: <ul style="list-style-type: none"> To understand the basic concepts, importance, status and interaction between organisms and environment. Get employment in forest services, sanctuaries, conservatories etc. Enable students to take up research in wildlife. 		
Credits: 2	Core: Compulsory	
Max. Marks: 25+75	Min. Passing Marks: as per rules	
Total No. of Lectures-Tutorials-Practical (in hours per week): L-T-P: 0-0-4		
Unit	Topic	Total No. of Lectures (60)
I	1. Study of life tables and plotting of survivorship curves of different types from the hypothetical/real data provided. 2. Study of population dynamics through numerical problems. 3. Study of circadian functions in humans (daily eating, sleep and temperature patterns).	26
II	Report on a visit to National Park/Biodiversity Park/Wild life sanctuary	4
III	1. Demonstration of basic equipment's needed in wildlife studies use, care and maintenance (Compass, Binoculars, Spotting scope, Range Finders, Global Positioning System, Various types of Cameras and lenses) 2. Familiarization and study of animal evidences in the field; Identification of animals through pug marks, hoof marks, scats, pellet groups, nest, antlers etc. 3. Demonstration of different field techniques for flora and fauna	15
IV	Virtual Labs (Suggestive sites) https://www.vlab.co.in https://zoologysan.blogspot.com www.vlab.iitb.ac.in/vlab	15

Suggested Readings:

1. Ecology: The Experimental Analysis of Distribution and Abundance. Charles J. Krebs, 2016, Pearson Education Inc.
2. Fundamentals of Ecology. E.P. Odum & Gray. W. Barrett, 1971, Saunders.
3. Robert Leo Smith Ecology and field biology Harper and Row publisher
4. Bookhout, T.A. (1996). Research and Management Techniques for Wildlife and Habitats, 5th edition. The Wildlife Society, Allen Press.
5. Methods and Practice in biodiversity Conservation by David Hawks worth, Springer publication.

This course can be opted as an elective by the students of following subjects:

[The eligibility for this paper is 10+2 from Arts/Commerce/Science]

Suggested Continuous Evaluation Methods:

House Examination/Test : 10 Marks

Written Assignment/Presentation/Project / Term Papers/Seminar : 10 Marks

Class performance/Participation : 5 Marks

Further Suggestions: None

.....

At the end of the whole syllabus any remarks/ suggestions: University must ensure incorporation of all 04 units including virtual labs in practical evaluation.

