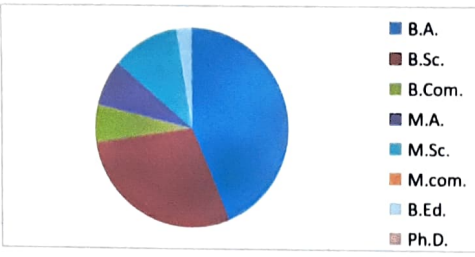
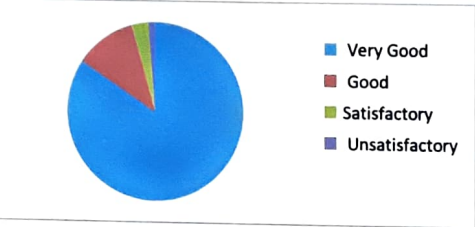
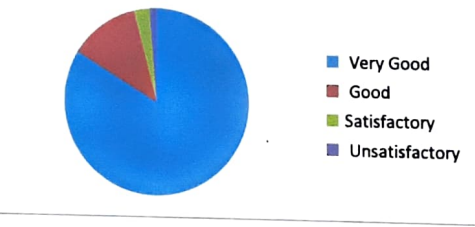
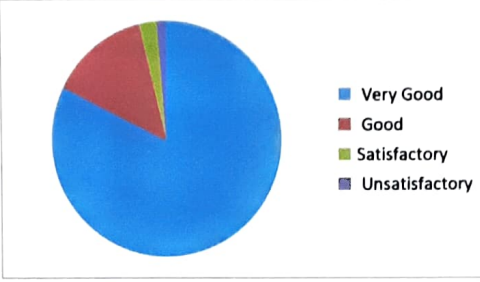
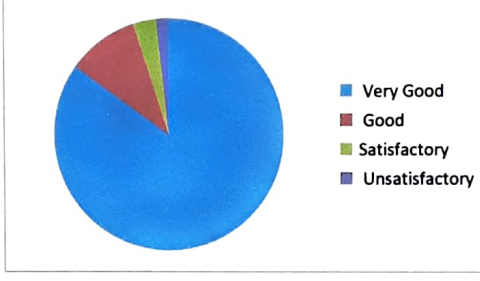
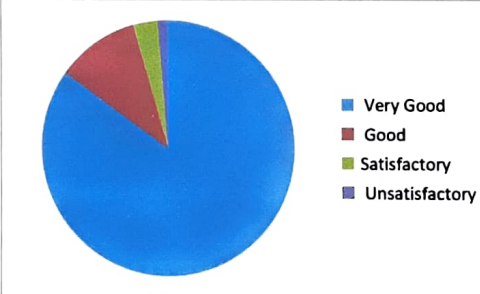


**Student Satisfaction Survey (SSS) Report 2019-20**  
**Kisan Post Graduate College, Bahraich (UP)- 271801**

<p>Respondents categories</p> <p>B.A.          B.Sc.          B.Com.          M.A.          M.Sc.          M.Com.          B.Ed.          Ph.D.</p>		<p>Among 800, the students of B.A. course responded to this survey are the highest i.e. 44%. The number of students responded to this survey of B.Sc. course are 29%, B.Com.-06%, M.A.-08%, M.Sc.-11% &amp; B.Ed.-03% respectively.</p>
<b>Part I</b>		
<b>Parameters</b>	<b>Responses</b>	<b>Analysis</b>
<p>1. Depth of course content including project if any          (पाठ्यक्रम की गहनता, परियोजना कार्य सहित)</p> <p>a) Very Good (बहुत अच्छा)          b) Good (अच्छा)          c) Satisfactory (संतोषजनक)          d) Unsatisfactory (असंतोषजनक)</p>		<p>The 84% students responded that the depth of course content is very good. The 11% students said it good, whereas 03% students replied it satisfactory.</p>
<p>2. Extent of the coverage of the course          (पाठ्यक्रम विस्तार की सीमाएं)</p> <p>a) Very Good (बहुत अच्छा)          b) Good (अच्छा)          c) Satisfactory (संतोषजनक)          d) Unsatisfactory (असंतोषजनक)</p>		<p>The 84% students replied that the extent of the coverage of their course is very good. The 12 % responded it as good and 03% replied it satisfactory.</p>

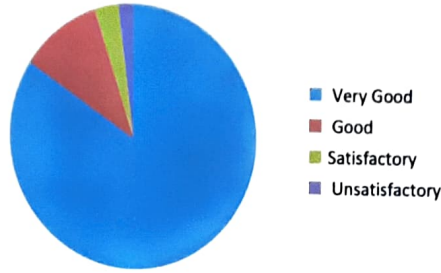
<p>3. Relevance of additional source material (Library) (अतिरिक्त अध्ययन स्रोतों की उपलब्धता)</p> <p>a) Very Good (बहुत अच्छा) b) Good (अच्छा) c) Satisfactory (संतोषजनक) d) Unsatisfactory (असंतोषजनक)</p>	 <table border="1"> <thead> <tr> <th>Category</th> <th>Percentage</th> </tr> </thead> <tbody> <tr> <td>Very Good</td> <td>82%</td> </tr> <tr> <td>Good</td> <td>14%</td> </tr> <tr> <td>Satisfactory</td> <td>3%</td> </tr> <tr> <td>Unsatisfactory</td> <td>1%</td> </tr> </tbody> </table>	Category	Percentage	Very Good	82%	Good	14%	Satisfactory	3%	Unsatisfactory	1%	<p>As for as the relevance of additional source material from library and other sources are concerned that 82% responded it very good, 14% replied it good, 03% replied it satisfactory.</p>
Category	Percentage											
Very Good	82%											
Good	14%											
Satisfactory	3%											
Unsatisfactory	1%											
<p>4. Extent of the facilities available to the students (छात्रों को उपलब्ध कराई गई सुविधाओं की सीमारं)</p> <p>a) Very Good (बहुत अच्छा) b) Good (अच्छा) c) Satisfactory (संतोषजनक) d) Unsatisfactory (असंतोषजनक)</p>	 <table border="1"> <thead> <tr> <th>Category</th> <th>Percentage</th> </tr> </thead> <tbody> <tr> <td>Very Good</td> <td>85%</td> </tr> <tr> <td>Good</td> <td>10%</td> </tr> <tr> <td>Satisfactory</td> <td>3%</td> </tr> <tr> <td>Unsatisfactory</td> <td>2%</td> </tr> </tbody> </table>	Category	Percentage	Very Good	85%	Good	10%	Satisfactory	3%	Unsatisfactory	2%	<p>The 85% students responded that the extent of the facilities available to the students is very good, the 10% replied it good, 03% said it satisfactory.</p>
Category	Percentage											
Very Good	85%											
Good	10%											
Satisfactory	3%											
Unsatisfactory	2%											
<p>5. Overall rating</p> <p>a) Very Good (बहुत अच्छा) b) Good (अच्छा) c) Satisfactory (संतोषजनक) d) Unsatisfactory (असंतोषजनक)</p>	 <table border="1"> <thead> <tr> <th>Category</th> <th>Percentage</th> </tr> </thead> <tbody> <tr> <td>Very Good</td> <td>85%</td> </tr> <tr> <td>Good</td> <td>11%</td> </tr> <tr> <td>Satisfactory</td> <td>3%</td> </tr> <tr> <td>Unsatisfactory</td> <td>1%</td> </tr> </tbody> </table>	Category	Percentage	Very Good	85%	Good	11%	Satisfactory	3%	Unsatisfactory	1%	<p>The 85% students responded that overall rating of the institution is very good, 11% replied it good whereas 03% said it satisfactory.</p>
Category	Percentage											
Very Good	85%											
Good	11%											
Satisfactory	3%											
Unsatisfactory	1%											

## Part-II

1. Knowledge base of the teacher (as perceived by you)

शिक्षक की विषयगत ज्ञान (आपकी समझ के अनुसार)

- a) Very Good (बहुत अच्छा)
- b) Good (अच्छा)
- c) Satisfactory (संतोषजनक)
- d) Unsatisfactory (असंतोषजनक)

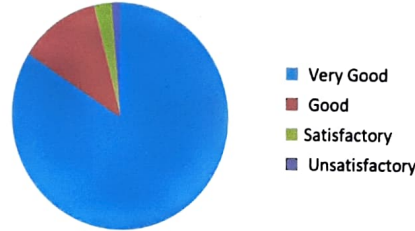


The 84% students responded that knowledge base of the teacher is very good, 11 % said it good, whereas 03% replied satisfactory.

2. Communication skill (in term of the articulation and comprehensibility)

प्रस्तुतीकरण तकनीक (स्पष्ट उच्चारण और बोधगम्यता)

- a) Very Good (बहुत अच्छा)
- b) Good (अच्छा)
- c) Satisfactory (संतोषजनक)
- d) Unsatisfactory (असंतोषजनक)

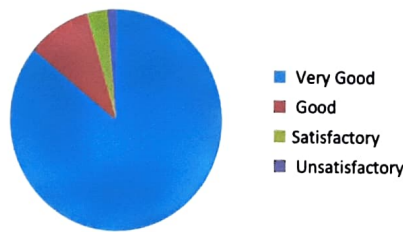


The 84% students responded that the communication skill of the teachers is very good, 12% replied it good, 03% said it satisfactory.

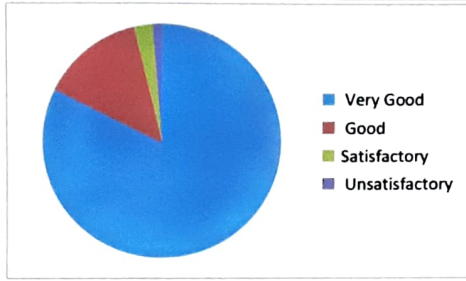
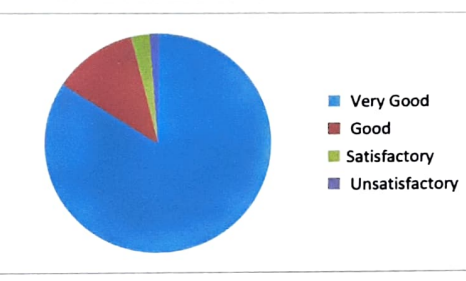
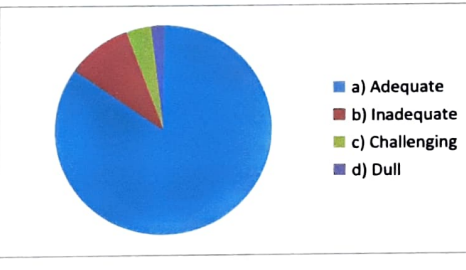
3. Sincerity/ commitment of the teacher

शिक्षक की निष्ठा/प्रतिबद्धता (विषय के प्रति)

- a) Very Good (बहुत अच्छा)
- b) Good (अच्छा)
- c) Satisfactory (संतोषजनक)
- d) Unsatisfactory (असंतोषजनक)

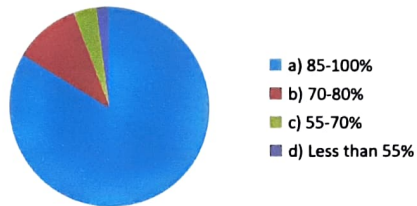


The 86 % students replied that the sincerity and commitment of the teachers is very good, 10% replied it good, whereas 03% students replied it satisfactory.

<p>4. Interest generated by the teacher शिक्षक द्वारा विषय के प्रति रुचि उत्पन्न करना।</p> <p>a) Very Good (बहुत अच्छा) b) Good (अच्छा) c) Satisfactory (संतोषजनक) d) Unsatisfactory (असंतोषजनक)</p>	 <p>■ Very Good ■ Good ■ Satisfactory ■ Unsatisfactory</p>	<p>The 82% students replied that interest of subject generated by the teacher is very good, 14% said it good, whereas 03% replied it satisfactory.</p>
<p>5. Ability to design quizzes/ Test/ assignment and project to evaluate students understanding of the course. छात्रों की की समझ को जांचने हेतु प्रश्नोत्तरी परीक्षा प्रोजेक्ट व अन्य विधियों को अपनाना।</p> <p>a) Very Good (बहुत अच्छा) b) Good (अच्छा) c) Satisfactory (संतोषजनक) d) Unsatisfactory (असंतोषजनक)</p>	 <p>■ Very Good ■ Good ■ Satisfactory ■ Unsatisfactory</p>	<p>The 77% students responded that Ability to design quizzes/ Test/ assignment and project to evaluate students understanding of the course of teachers is very good and 17% said it good whereas 05 % said it satisfactory.</p>
<p><b>Part-III</b></p>		
<p>1. The syllabus of each course was (प्रत्येक पाठ्यक्रम की अध्ययन सामग्री थी)</p> <p>a) Adequate (पर्याप्त) b) Inadequate (अपर्याप्त) c) Challenging (चुनौतीपूर्ण) d) Dull (निष्प्रभावी)</p>	 <p>■ a) Adequate ■ b) Inadequate ■ c) Challenging ■ d) Dull</p>	<p>The 85% students replied that the syllabus of each course was adequate; the 10% said it inadequate.</p>

2. How much of the syllabus was covered in the class?

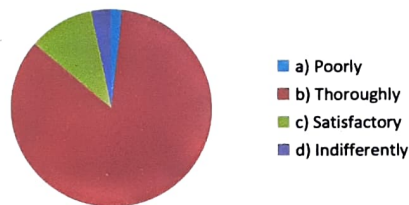
- a) 85-100%
- b) 70-80%
- c) 55-70%
- d) Less than 55%



The 84% student responded that their syllabus was covered from 85-100% by the concerned departments. The 11% students responded that their syllabus was covered from 70-80%. The 4% students responded that their syllabus was covered from 55-70% by the concerned departments.

3. How will did the teacher prepare for the class?

- a) Poorly (बिल्कुल नहीं)
- b) Thoroughly (पूर्णतया)
- c) Satisfactory (संतोषजनक)
- d) Indifferently (उदासीनता से )

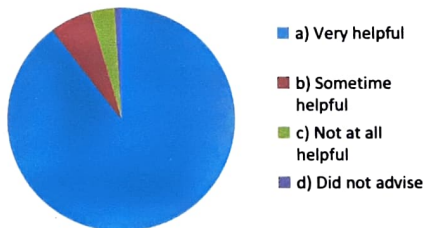


The 84% students replied that the teacher prepared for the class thoroughly, 11% said it satisfactory, whereas 03% said it poorly.

4. How helpful was teacher in advising?

(शिक्षक किस प्रकार के परामर्श देता था)

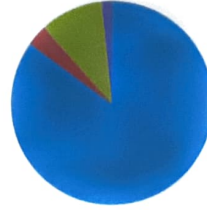
- a) Very helpful (बहुत उपयोगी)
- b) Sometime helpful (कुछ समय के लिए उपयोगी)
- c) Not at all helpful (बिल्कुल उपयोगी नहीं)
- d) Did not advise (परामर्श या सुझाव नहीं देता)



The 90% students responded that the teacher in advising was very helpful, 06% said that their help was sometime helpful and 04% said it that teachers are not helpful at all in advising.

5. Internal assessment was  
(आंतरिक मूल्यांकन था)

- a) Always fair (सर्वदा उचित)
- b) Sometime unfair (कभी-कभी अनुचित)
- c) Usually fair (प्रायः उचित)
- d) Sometime fair (कभी-कभी उचित)



- a) Always fair
- b) Sometime unfair
- c) Usually fair
- d) Sometime fair

The 85% students responded that their internal assessment was always fair, 10% students said it usually fair and 03% students said it sometime fair, whereas 05% replied it sometime unfair.



PRINCIPAL  
KISAN POST GRADUATE COLLEGE  
BAHRAICH