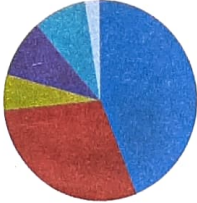
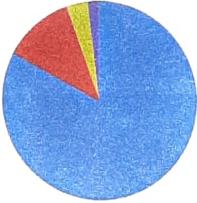
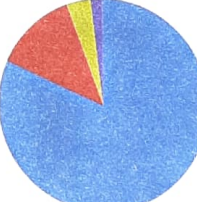
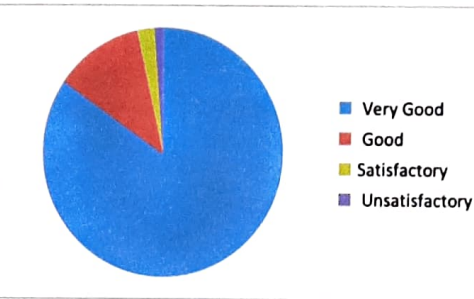
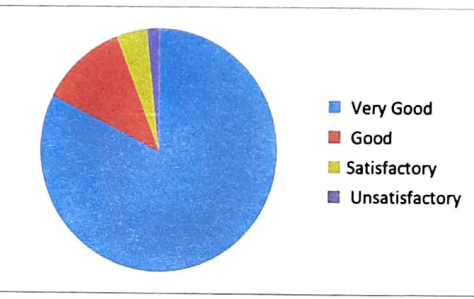
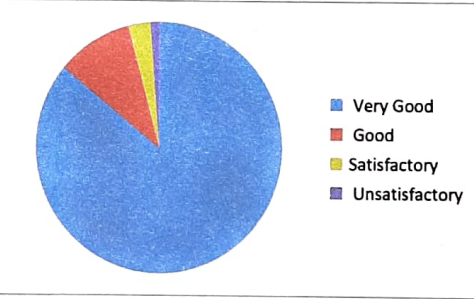
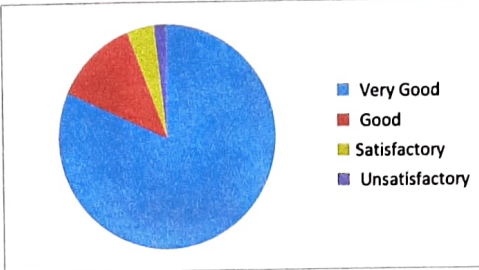
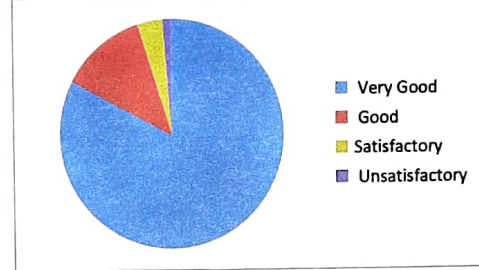
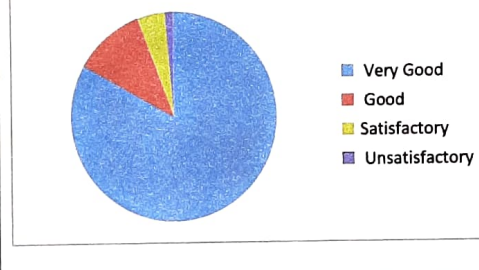


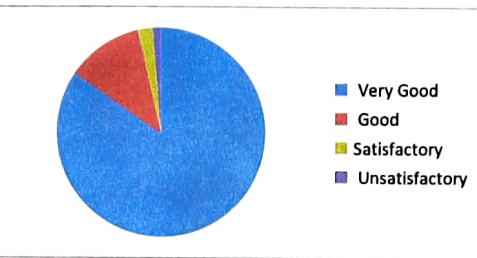
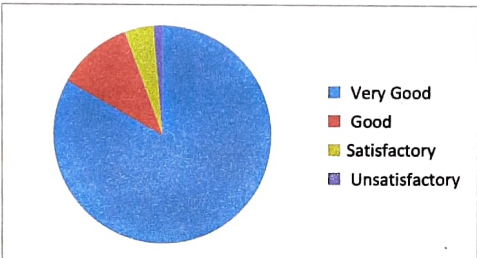
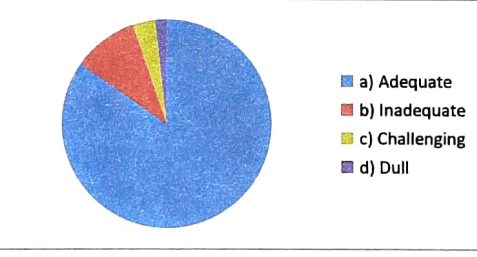
Student Satisfaction Survey (SSS) Report 2020-21

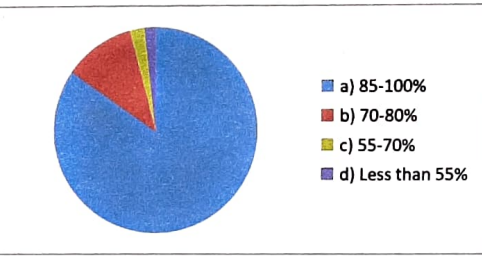
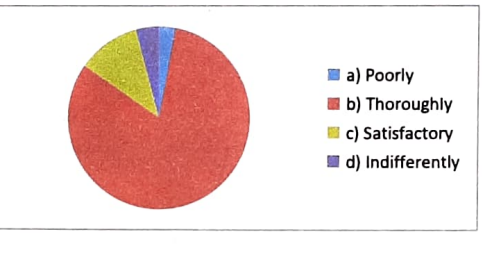
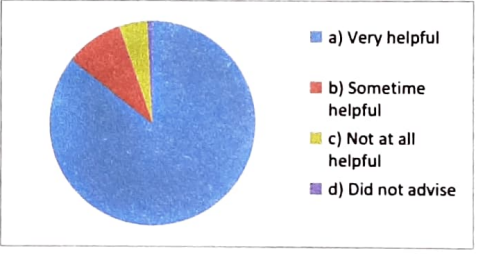
Kisan Post Graduate College, Bahraich (UP)- 271801

<p>Respondents categories</p> <p>B.A. B.Sc. B.Com. M.A. M.Sc. M.Com. B.Ed. Ph.D.</p>	 <ul style="list-style-type: none"> ■ B.A. ■ B.Sc. ■ B.Com. ■ M.A. ■ M.Sc. ■ M.Com. ■ B.Ed. ■ Ph.D. 	<p>Among 850, the students of B.A. course responded to this survey are the highest i.e. 44%. The number of students responded to this survey of B.Sc. course are 29%, B.Com.-06%, M.A.-09%, M.Sc.-9% & B.Ed.-02% respectively.</p>
Part I		
Parameters	Responses	Analysis
<p>1. Depth of course content including project if any (पाठ्यक्रम की गहनता, परियोजना कार्य सहित)</p> <p>a) Very Good (बहुत अच्छा) b) Good (अच्छा) c) Satisfactory (संतोषजनक) d) Unsatisfactory (असंतोषजनक)</p>	 <ul style="list-style-type: none"> ■ Very Good ■ Good ■ Satisfactory ■ Unsatisfactory 	<p>The 83% students responded that the depth of course content is very good. The 12% students said it good, whereas 04% students replied it satisfactory.</p>
<p>2. Extent of the coverage of the course (पाठ्यक्रम विस्तार की सीमाएं)</p> <p>a) Very Good (बहुत अच्छा) b) Good (अच्छा) c) Satisfactory (संतोषजनक) d) Unsatisfactory (असंतोषजनक)</p>	 <ul style="list-style-type: none"> ■ Very Good ■ Good ■ Satisfactory ■ Unsatisfactory 	<p>The 82% students replied that the extent of the coverage of their course is very good. The 13 % responded it as good and 04% replied it satisfactory.</p>

<p>3. Relevance of additional source material (Library) (अतिरिक्त अध्ययन स्रोतों की उपलब्धता)</p> <p>a) Very Good (बहुत अच्छा) b) Good (अच्छा) c) Satisfactory (संतोषजनक) d) Unsatisfactory (असंतोषजनक)</p>	 <table border="1"> <thead> <tr> <th>Category</th> <th>Percentage</th> </tr> </thead> <tbody> <tr> <td>Very Good</td> <td>83%</td> </tr> <tr> <td>Good</td> <td>11%</td> </tr> <tr> <td>Satisfactory</td> <td>02%</td> </tr> <tr> <td>Unsatisfactory</td> <td>04%</td> </tr> </tbody> </table>	Category	Percentage	Very Good	83%	Good	11%	Satisfactory	02%	Unsatisfactory	04%	<p>As for as the relevance of additional source material from library and other sources are concerned that 83% responded it very good, 11% replied it good, 02% replied it satisfactory.</p>
Category	Percentage											
Very Good	83%											
Good	11%											
Satisfactory	02%											
Unsatisfactory	04%											
<p>4. Extent of the facilities available to the students (छात्रों को उपलब्ध कराई गई सुविधाओं की सीमाएं)</p> <p>a) Very Good (बहुत अच्छा) b) Good (अच्छा) c) Satisfactory (संतोषजनक) d) Unsatisfactory (असंतोषजनक)</p>	 <table border="1"> <thead> <tr> <th>Category</th> <th>Percentage</th> </tr> </thead> <tbody> <tr> <td>Very Good</td> <td>82%</td> </tr> <tr> <td>Good</td> <td>12%</td> </tr> <tr> <td>Satisfactory</td> <td>04%</td> </tr> <tr> <td>Unsatisfactory</td> <td>02%</td> </tr> </tbody> </table>	Category	Percentage	Very Good	82%	Good	12%	Satisfactory	04%	Unsatisfactory	02%	<p>The 82% students responded that the extent of the facilities available to the students is very good, the 12% replied it good, 04% said it satisfactory.</p>
Category	Percentage											
Very Good	82%											
Good	12%											
Satisfactory	04%											
Unsatisfactory	02%											
<p>5. Overall rating</p> <p>a) Very Good (बहुत अच्छा) b) Good (अच्छा) c) Satisfactory (संतोषजनक) d) Unsatisfactory (असंतोषजनक)</p>	 <table border="1"> <thead> <tr> <th>Category</th> <th>Percentage</th> </tr> </thead> <tbody> <tr> <td>Very Good</td> <td>86%</td> </tr> <tr> <td>Good</td> <td>10%</td> </tr> <tr> <td>Satisfactory</td> <td>03%</td> </tr> <tr> <td>Unsatisfactory</td> <td>01%</td> </tr> </tbody> </table>	Category	Percentage	Very Good	86%	Good	10%	Satisfactory	03%	Unsatisfactory	01%	<p>The 86% students responded that overall rating of the institution is very good, 10% replied it good whereas 03% said it satisfactory.</p>
Category	Percentage											
Very Good	86%											
Good	10%											
Satisfactory	03%											
Unsatisfactory	01%											

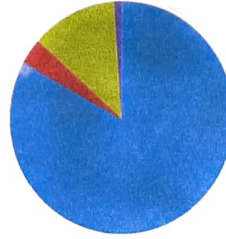
Part-II		
<p>1. Knowledge base of the teacher (as perceived by you) शिक्षक की विषयगत ज्ञान (आपकी समझ के अनुसार)</p> <p>a) Very Good (बहुत अच्छा) b) Good (अच्छा) c) Satisfactory (संतोषजनक) d) Unsatisfactory (असंतोषजनक)</p>	 <p>Legend: ■ Very Good ■ Good ■ Satisfactory ■ Unsatisfactory</p>	<p>The 82% students responded that knowledge base of the teacher is very good, 12 % said it good, whereas 04% replied satisfactory.</p>
<p>2. Communication skill (in term of the articulation and comprehensibility) प्रस्तुतीकरण तकनीक (स्पष्ट उच्चारण और बोधगम्यता)</p> <p>a) Very Good (बहुत अच्छा) b) Good (अच्छा) c) Satisfactory (संतोषजनक) d) Unsatisfactory (असंतोषजनक)</p>	 <p>Legend: ■ Very Good ■ Good ■ Satisfactory ■ Unsatisfactory</p>	<p>The 85% students responded that the communication skill of the teachers is very good, 11% replied it good, 03% said it satisfactory.</p>
<p>3. Sincerity/ commitment of the teacher शिक्षक की निष्ठा/प्रतिबद्धता (विषय के प्रति)</p> <p>a) Very Good (बहुत अच्छा) b) Good (अच्छा) c) Satisfactory (संतोषजनक) d) Unsatisfactory (असंतोषजनक)</p>	 <p>Legend: ■ Very Good ■ Good ■ Satisfactory ■ Unsatisfactory</p>	<p>The 86 % students replied that the sincerity and commitment of the teachers is very good, 10% replied it good, whereas 03% students replied it satisfactory.</p>

<p>4. Interest generated by the teacher शिक्षक द्वारा विषय के प्रति रुचि उत्पन्न करना।</p> <p>a) Very Good (बहुत अच्छा) b) Good (अच्छा) c) Satisfactory (संतोषजनक) d) Unsatisfactory (असंतोषजनक)</p>	 <p>■ Very Good ■ Good ■ Satisfactory ■ Unsatisfactory</p>	<p>The 85% students replied that interest of subject generated by the teacher is very good, 12% said it good, whereas 02% replied it satisfactory.</p>
<p>5. Ability to design quizzes/ Test/ assignment and project to evaluate students understanding of the course. छात्रों की समझ को जांचने हेतु प्रश्नोत्तरी परीक्षा प्रोजेक्ट व अन्य विधियों को अपनाना।</p> <p>a) Very Good (बहुत अच्छा) b) Good (अच्छा) c) Satisfactory (संतोषजनक) d) Unsatisfactory (असंतोषजनक)</p>	 <p>■ Very Good ■ Good ■ Satisfactory ■ Unsatisfactory</p>	<p>The 83% students responded that Ability to design quizzes/ Test/ assignment and project to evaluate students understanding of the course of teachers is very good and 11% said it good whereas 04 % said it satisfactory.</p>
<h3>Part-III</h3>		
<p>1. The syllabus of each course was (प्रत्येक पाठ्यक्रम की अध्ययन सामग्री थी)</p> <p>a) Adequate (पर्याप्त) b) Inadequate (अपर्याप्त) c) Challenging (चुनौतीपूर्ण) d) Dull (निष्प्रभावी)</p>	 <p>■ a) Adequate ■ b) Inadequate ■ c) Challenging ■ d) Dull</p>	<p>The 85% students replied that the syllabus of each course was adequate; the 10% said it inadequate.</p>

<p>2. How much of the syllabus was covered in the class?</p> <p>a) 85-100% b) 70-80% c) 55-70% d) Less than 55%</p>	 <p> ■ a) 85-100% ■ b) 70-80% ■ c) 55-70% ■ d) Less than 55% </p>	<p>The 84% student responded that their syllabus was covered from 85-100% by the concerned departments. The 11% students responded that their syllabus was covered from 70-80%. The 4% students responded that their syllabus was covered from 55-70% by the concerned departments.</p>
<p>3. How will did the teacher prepare for the class?</p> <p>a) Poorly (बिल्कुल नहीं) b) Thoroughly (पूर्णतया) c) Satisfactory (संतोषजनक) d) Indifferently (उदासीनता से)</p>	 <p> ■ a) Poorly ■ b) Thoroughly ■ c) Satisfactory ■ d) Indifferently </p>	<p>The 82% students replied that the teacher prepare for the class thoroughly, 11% said it satisfactory, whereas 03% said it poorly.</p>
<p>4. How helpful was teacher in advising? (शिक्षक किस प्रकार के परामर्श देता था)</p> <p>a) Very helpful (बहुत उपयोगी) b) Sometime helpful (कुछ समय के लिए उपयोगी) c) Not at all helpful (बिल्कुल उपयोगी नहीं) d) Did not advise (परामर्श या सुझाव नहीं देता)</p>	 <p> ■ a) Very helpful ■ b) Sometime helpful ■ c) Not at all helpful ■ d) Did not advise </p>	<p>The 86% students responded that the teacher in advising was very helpful, 09% said that their help was sometime helpful and 04% said it that teachers are not helpful at all in advising.</p>

5. Internal assessment was
(आंतरिक मूल्यांकन था)

- a) Always fair (सर्वदा उचित)
- b) Sometime unfair (कभी-कभी अनुचित)
- c) Usually fair (प्रायः उचित)
- d) Sometime fair (कभी-कभी उचित)



- a) Always fair
- b) Sometime unfair
- c) Usually fair
- d) Sometime fair

The 83% students responded that their internal assessment was always fair, 12% students said it usually fair, whereas 04% students said it sometime fair, whereas 01% students replied it sometime unfair.



PRINCIPAL
KISAN POST GRADUATE COLLEGE
BAHRAICH