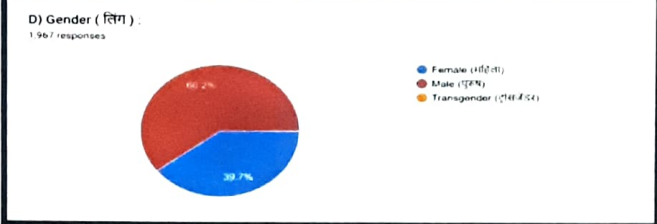
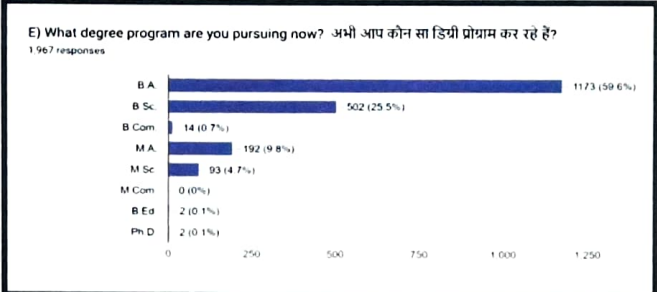
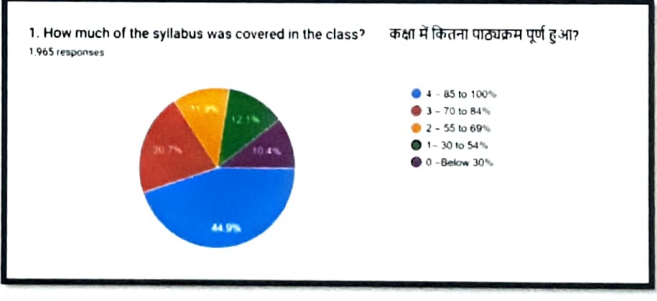


Student Satisfaction Survey (SSS) Report- 2021-22

Kisan Post Graduate College, Bahraich (UP)- 271801

Questionnaire	Response	Analysis																											
<p>Respondents Gender (लिंग) : 1,967 responses</p>	<p>D) Gender (लिंग) : 1,967 responses</p>  <table border="1"> <caption>Gender Distribution Data</caption> <thead> <tr> <th>Gender</th> <th>Percentage</th> </tr> </thead> <tbody> <tr> <td>Female (1101)</td> <td>39.7%</td> </tr> <tr> <td>Male (1173)</td> <td>60.2%</td> </tr> <tr> <td>Transgender (14)</td> <td>0.1%</td> </tr> </tbody> </table>	Gender	Percentage	Female (1101)	39.7%	Male (1173)	60.2%	Transgender (14)	0.1%	<p>Total 1967 students have responded in Student Satisfaction Survey 2021-22. Among them 60.2% are boys and 39.7% are girls.</p>																			
Gender	Percentage																												
Female (1101)	39.7%																												
Male (1173)	60.2%																												
Transgender (14)	0.1%																												
<p>What degree program are you pursuing now? अभी आप कौन सा डिग्री प्रोग्राम कर रहे हैं? 1,967 responses</p>	<p>E) What degree program are you pursuing now? अभी आप कौन सा डिग्री प्रोग्राम कर रहे हैं? 1,967 responses</p>  <table border="1"> <caption>Degree Program Distribution Data</caption> <thead> <tr> <th>Program</th> <th>Count</th> <th>Percentage</th> </tr> </thead> <tbody> <tr> <td>B.A.</td> <td>1173</td> <td>59.6%</td> </tr> <tr> <td>B.Sc.</td> <td>502</td> <td>25.5%</td> </tr> <tr> <td>M.A.</td> <td>192</td> <td>9.8%</td> </tr> <tr> <td>M.Sc.</td> <td>93</td> <td>4.7%</td> </tr> <tr> <td>B.Com.</td> <td>14</td> <td>0.7%</td> </tr> <tr> <td>M.Com.</td> <td>0</td> <td>0%</td> </tr> <tr> <td>B.Ed.</td> <td>2</td> <td>0.1%</td> </tr> <tr> <td>Ph.D.</td> <td>2</td> <td>0.1%</td> </tr> </tbody> </table>	Program	Count	Percentage	B.A.	1173	59.6%	B.Sc.	502	25.5%	M.A.	192	9.8%	M.Sc.	93	4.7%	B.Com.	14	0.7%	M.Com.	0	0%	B.Ed.	2	0.1%	Ph.D.	2	0.1%	<p>The students of B.A. course responded to this survey are the highest i.e. 59.6 percent. The number of students responded to this survey of B.Sc. course are 502, B.Com.-14, M.A.-192, M.Sc.-93, B.Ed.-2 and Ph.D.-2 respectively.</p>
Program	Count	Percentage																											
B.A.	1173	59.6%																											
B.Sc.	502	25.5%																											
M.A.	192	9.8%																											
M.Sc.	93	4.7%																											
B.Com.	14	0.7%																											
M.Com.	0	0%																											
B.Ed.	2	0.1%																											
Ph.D.	2	0.1%																											
<p>1. How much of the syllabus was covered in the class? कक्षा में कितना पाठ्यक्रम पूर्ण हुआ? 1,965 responses</p>	<p>1. How much of the syllabus was covered in the class? कक्षा में कितना पाठ्यक्रम पूर्ण हुआ? 1,965 responses</p>  <table border="1"> <caption>Syllabus Coverage Distribution Data</caption> <thead> <tr> <th>Coverage Range</th> <th>Percentage</th> </tr> </thead> <tbody> <tr> <td>4 - 85 to 100%</td> <td>44.9%</td> </tr> <tr> <td>3 - 70 to 84%</td> <td>20.7%</td> </tr> <tr> <td>2 - 55 to 69%</td> <td>11.9%</td> </tr> <tr> <td>1 - 30 to 54%</td> <td>10.4%</td> </tr> <tr> <td>0 - Below 30%</td> <td>7.4%</td> </tr> </tbody> </table>	Coverage Range	Percentage	4 - 85 to 100%	44.9%	3 - 70 to 84%	20.7%	2 - 55 to 69%	11.9%	1 - 30 to 54%	10.4%	0 - Below 30%	7.4%	<p>The 44.9% students responded that their syllabus was covered from 85 to 100 percent by the concerned departments. The 20.7% students responded that their syllabus was covered from 70 to 84 percent by the concerned departments. The 11.9% students responded that their syllabus was covered from 55 to 69 percent by the concerned departments.</p>															
Coverage Range	Percentage																												
4 - 85 to 100%	44.9%																												
3 - 70 to 84%	20.7%																												
2 - 55 to 69%	11.9%																												
1 - 30 to 54%	10.4%																												
0 - Below 30%	7.4%																												

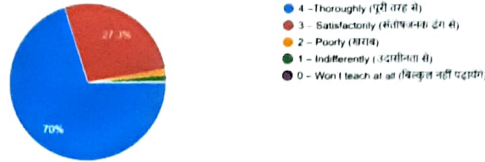
2. How well did the teachers prepare for the classes?

शिक्षकों ने कक्षाओं के लिए कितनी अच्छी तैयारी की?

1,965 responses

2. How well did the teachers prepare for the classes? शिक्षकों ने कक्षाओं के लिए कितनी अच्छी तैयारी की?

1,965 responses



The 70% students responded that their teachers prepared for the classes thoroughly, where as 27.3 % replied it satisfactory.

3. How well were the teachers able to communicate?

शिक्षक कितनी अच्छी तरह संवाद करने में सक्षम थे?

1,965 responses

3. How well were the teachers able to communicate? शिक्षक कितनी अच्छी तरह संवाद करने में सक्षम थे?

1,965 responses



The 82.6% students replied that the teachers are able to communicate always effectively.

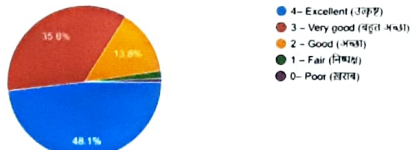
4. The teacher's approach to teaching can best be described as

शिक्षण के प्रति शिक्षक के दृष्टिकोण को सर्वोत्तम रूप में वर्णित किया जा सकता है:

1,965 responses

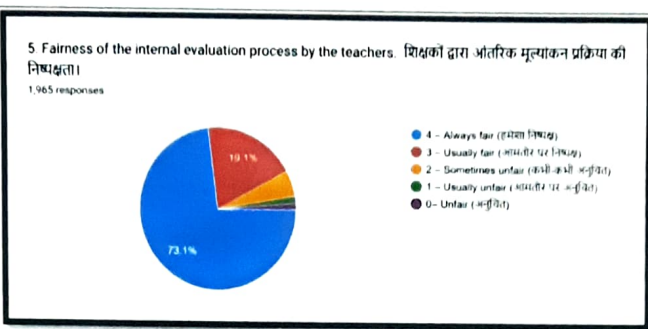
4. The teacher's approach to teaching can best be described as शिक्षण के प्रति शिक्षक के दृष्टिकोण को सर्वोत्तम रूप में वर्णित किया जा सकता है:

1,965 responses



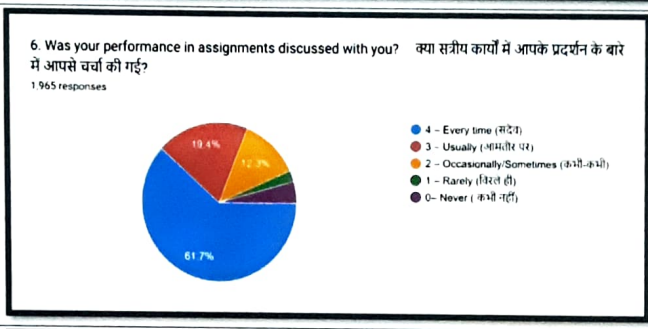
The 48.1 percent described teachers approach to teaching Excellent, 35.6% students responded it as very good and 13.8 % said it good.

5. Fairness of the internal evaluation process by the teachers.
 शिक्षकों द्वारा आंतरिक मूल्यांकन प्रक्रिया की निष्पक्षता।
 1,965 responses



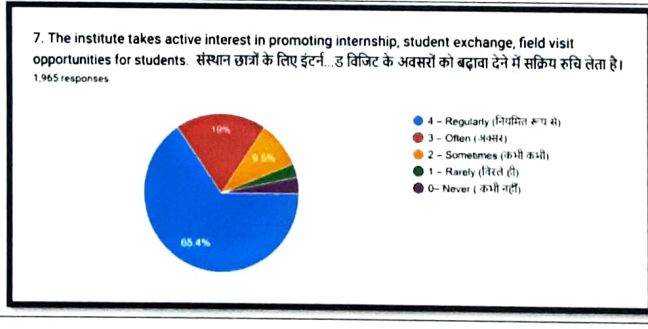
On the question of fairness of the internal evaluation process by the teachers, 73.1% students responded it remained always fair and 19.1 % said it usually fair.

6. Was your performance in assignments discussed with you?
 क्या सत्रीय कार्यों में आपके प्रदर्शन के बारे में आपसे चर्चा की गई?
 1,965 responses

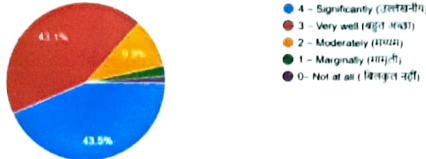
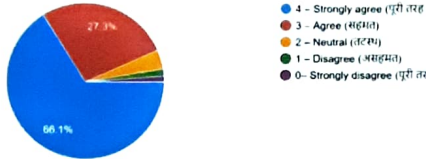
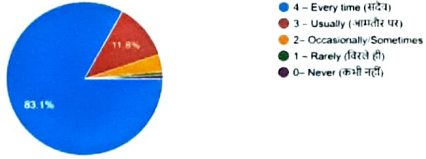


The 61.7 % students responded that their performances in assignments discussed by the teachers every time and 19.4 percent students said that it is done usually. Whereas 12.3% students said that the teachers do it occasionally.

7. The institute takes active interest in promoting internship, student exchange, and field visit opportunities for students.
 संस्थान छात्रों के लिए इंटरनशिप, छात्र विनिमय, फील्ड विजिट के अवसरों को बढ़ावा देने में सक्रिय रुचि लेता है।
 1,965 responses

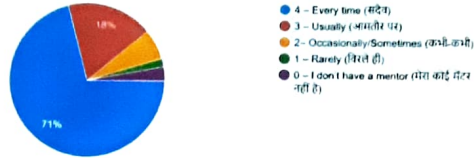


The responses of the students on the question of the active interest in promoting internship, student exchange, field visit by the institute is that the 65.4% students said it is done regularly, the 19% students reply it is done often and 9.5% student reply it as done sometimes by the institution.

<p>8. The teaching and mentoring process in your institution facilitates you in cognitive, social and emotional growth. आपके संस्थान में शिक्षण और परामर्श प्रक्रिया आपको संज्ञानात्मक, सामाजिक और भावनात्मक विकास में मदद करती है।</p> <p>1,965 responses</p>	<p>8. The teaching and mentoring process in your institution facilitates you in cognitive, social and emotional growth. आपके संस्थान में शिक्षण और परामर्श, त्क, सामाजिक और भावनात्मक विकास में मदद करती है।</p> <p>1,965 responses</p>  <table border="1"> <thead> <tr> <th>Response</th> <th>Percentage</th> </tr> </thead> <tbody> <tr> <td>4 - Significantly (ग़ल्लसनीय)</td> <td>43.5%</td> </tr> <tr> <td>3 - Very well (बहुत अच्छी)</td> <td>43.1%</td> </tr> <tr> <td>2 - Moderately (मध्यम)</td> <td>9.2%</td> </tr> <tr> <td>1 - Marginally (सीमांत)</td> <td>1.8%</td> </tr> <tr> <td>0 - Not at all (बिना मदद नहीं)</td> <td>0%</td> </tr> </tbody> </table>	Response	Percentage	4 - Significantly (ग़ल्लसनीय)	43.5%	3 - Very well (बहुत अच्छी)	43.1%	2 - Moderately (मध्यम)	9.2%	1 - Marginally (सीमांत)	1.8%	0 - Not at all (बिना मदद नहीं)	0%	<p>The teaching and mentoring process in our institution facilitate the students in cognitive social and emotional growth and on this question 43.5% students reply it is done significantly, 43.1% students said that it is very well, the 9.92% students said that it is done moderately.</p>
Response	Percentage													
4 - Significantly (ग़ल्लसनीय)	43.5%													
3 - Very well (बहुत अच्छी)	43.1%													
2 - Moderately (मध्यम)	9.2%													
1 - Marginally (सीमांत)	1.8%													
0 - Not at all (बिना मदद नहीं)	0%													
<p>9. The institution provides multiple opportunities to learn and grow. संस्था सीखने और बढ़ने के कई अवसर प्रदान करती है।</p> <p>1,965 responses</p>	<p>9. The institution provides multiple opportunities to learn and grow. संस्था सीखने और बढ़ने के कई अवसर प्रदान करती है।</p> <p>1,965 responses</p>  <table border="1"> <thead> <tr> <th>Response</th> <th>Percentage</th> </tr> </thead> <tbody> <tr> <td>4 - Strongly agree (पूरी तरह सहमत)</td> <td>66.1%</td> </tr> <tr> <td>3 - Agree (सहमत)</td> <td>27.3%</td> </tr> <tr> <td>2 - Neutral (तटस्थ)</td> <td>2.3%</td> </tr> <tr> <td>1 - Disagree (असहमत)</td> <td>1.8%</td> </tr> <tr> <td>0 - Strongly disagree (पूरी तरह असहमत)</td> <td>2.5%</td> </tr> </tbody> </table>	Response	Percentage	4 - Strongly agree (पूरी तरह सहमत)	66.1%	3 - Agree (सहमत)	27.3%	2 - Neutral (तटस्थ)	2.3%	1 - Disagree (असहमत)	1.8%	0 - Strongly disagree (पूरी तरह असहमत)	2.5%	<p>The 66.1 % students strongly agreed on the question that the institution provides multiple opportunities to learn and grow; the 27.3% said they agreed about the above.</p>
Response	Percentage													
4 - Strongly agree (पूरी तरह सहमत)	66.1%													
3 - Agree (सहमत)	27.3%													
2 - Neutral (तटस्थ)	2.3%													
1 - Disagree (असहमत)	1.8%													
0 - Strongly disagree (पूरी तरह असहमत)	2.5%													
<p>10. Teachers inform you about your expected competencies, course outcomes and programme outcomes. शिक्षक आपको आपकी अपेक्षित दक्षताओं, पाठ्यक्रम परिणामों और कार्यक्रम के परिणामों के बारे में सूचित करते हैं।</p> <p>1,965 responses</p>	<p>10 Teachers inform you about your expected competencies, course outcomes and programme outcomes. शिक्षक आपको आपकी अपेक्षित दक्षताओं, पाठ्यक्रम... और कार्यक्रम के परिणामों के बारे में सूचित करते हैं।</p> <p>1,965 responses</p>  <table border="1"> <thead> <tr> <th>Response</th> <th>Percentage</th> </tr> </thead> <tbody> <tr> <td>4 - Every time (सदैव)</td> <td>83.1%</td> </tr> <tr> <td>3 - Usually (आमतौर पर)</td> <td>11.8%</td> </tr> <tr> <td>2 - Occasionally/Sometimes (कभी-कभी)</td> <td>2.3%</td> </tr> <tr> <td>1 - Rarely (दिलेने ही)</td> <td>1.8%</td> </tr> <tr> <td>0 - Never (कभी नहीं)</td> <td>1.0%</td> </tr> </tbody> </table>	Response	Percentage	4 - Every time (सदैव)	83.1%	3 - Usually (आमतौर पर)	11.8%	2 - Occasionally/Sometimes (कभी-कभी)	2.3%	1 - Rarely (दिलेने ही)	1.8%	0 - Never (कभी नहीं)	1.0%	<p>The 83.1% students responded that Teachers inform them about their expected competencies, course outcomes and programmes outcomes.</p>
Response	Percentage													
4 - Every time (सदैव)	83.1%													
3 - Usually (आमतौर पर)	11.8%													
2 - Occasionally/Sometimes (कभी-कभी)	2.3%													
1 - Rarely (दिलेने ही)	1.8%													
0 - Never (कभी नहीं)	1.0%													

11. Your mentor does a necessary follow-up with an assigned task to you. आपका गुरु आपको सौंपे गए कार्य के साथ एक आवश्यक अनुवर्ती कार्रवाई करता है।
1,965 responses

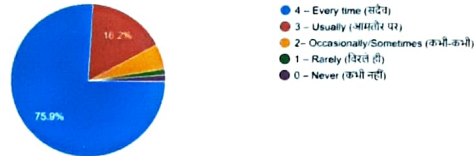
11. Your mentor does a necessary follow-up with an assigned task to you. आपका गुरु आपको सौंपे गए कार्य के साथ एक आवश्यक अनुवर्ती कार्रवाई करता है।
1,965 responses



The 71% students reply that their mentor do necessary task given to them every time and 18% students responded that their mentor do a necessary follow up usually.

12. The teachers illustrate the concepts through examples and applications. शिक्षक अवधारणाओं को उदाहरणों और अनुप्रयोगों के माध्यम से स्पष्ट करते हैं।
1,965 responses

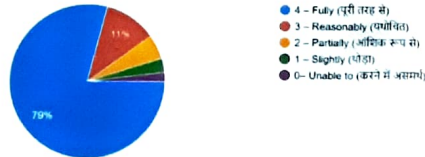
12. The teachers illustrate the concepts through examples and applications. शिक्षक अवधारणाओं को उदाहरणों और अनुप्रयोगों के माध्यम से स्पष्ट करते हैं।
1,965 responses



The 75.9% students responded that their teachers illustrate the concepts through examples and applications every time and 16.2% students said that their teachers illustrate the concept through examples and applications usually.

13. The teachers identify your strengths and encourage you with providing right level of challenges. शिक्षक आपकी ताकत की पहचान करते हैं और आपको सही स्तर की चुनौतियाँ प्रदान करने के लिए प्रोत्साहित करते हैं।
1,965 responses

13. The teachers identify your strengths and encourage you with providing right level of challenges. शिक्षक आपकी ताकत की पहचान करते हैं और ... की चुनौतियाँ प्रदान करने के लिए प्रोत्साहित करते हैं।
1,965 responses

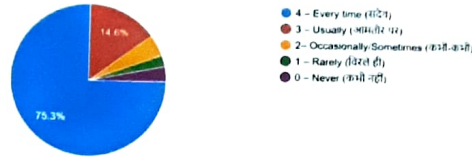


The 79% students responded that the teachers identify their strength and encourage them with providing right level of challenges as fully, where as 11% students responded that the teachers identify their strengths and encourage them with providing right level of challenges reasonably.

14. Teachers are able to identify your weaknesses and help you to overcome them.

शिक्षक आपकी कमजोरियों को पहचानने और उन्हें दूर करने में आपकी मदद करने में सक्षम हैं।
1,965 responses

14. Teachers are able to identify your weaknesses and help you to overcome them शिक्षक आपकी कमजोरियों को पहचानने और उन्हें दूर करने में आपकी मदद करने में सक्षम हैं।
1,965 responses

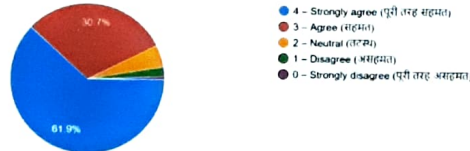


75.3% students replied that their teachers are able to identify their weakness and help them to overcome those mistakes every time and 14.6% students reply that their teachers are able to identify their weakness and help them to overcome those weakness usually.

15. The institution makes effort to engage students in the monitoring, review and continuous quality improvement of the teaching learning process.

संस्था शिक्षण अधिगम प्रक्रिया की निगरानी, समीक्षा और निरंतर गुणवत्ता सुधार में छात्रों को शामिल करने का प्रयास करती है।
1,965 responses

15. The institution makes effort to engage students in the monitoring, review and continuous quality improvement of the teaching learning process ...ता सुधार में छात्रों को शामिल करने का प्रयास करती है।
1,965 responses

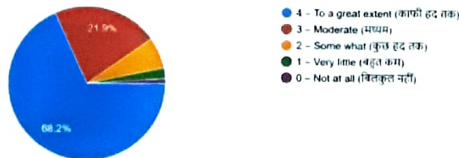


The 61.9% students of the institute said that the institution makes effort to engage them in the Monitoring reviewing and continuous quality improvement during teaching and agreed strongly where as 30.7% student just get agreed.

16. The institute/ teachers use student centric methods, such as experiential learning, participative learning and problem solving methodologies for enhancing learning experiences.

संस्थान/शिक्षक छात्र-केंद्रित विधियों का उपयोग करते हैं, जैसे कि अनुभवात्मक अधिगम, सहभागी अधिगम और समस्या समाधान के तरीके सीखने के अनुभवों को बढ़ाने के लिए।
1,965 responses

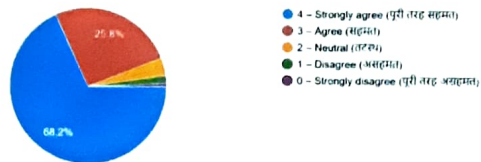
16. The institute/ teachers use student centric methods, such as experiential learning, participative learning and problem solving methodologies for enha...माधान के तरीके सीखने के अनुभवों को बढ़ाने के लिए।
1,965 responses



The 68.2% students reply it that the teacher's methods such as experimental learning participative learning and problem solving methodology for the enhancement of their knowledge to a great extent where as 21.9% students reply it as done moderately by the institution.

17. Teachers encourage you to participate in extracurricular activities. शिक्षक आपको पाठ्येतर गतिविधियों में भाग लेने के लिए प्रोत्साहित करते हैं। 1,965 responses

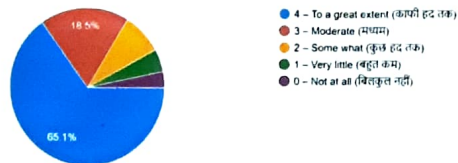
17. Teachers encourage you to participate in extracurricular activities. शिक्षक आपको पाठ्येतर गतिविधियों में भाग लेने के लिए प्रोत्साहित करते हैं। 1,965 responses



The 68.2% students responded that teachers encourage them to participate in extracurricular activities strongly where as 25.8% students agreed on this question.

18. Efforts are made by the institute/ teachers to inculcate soft skills, life skills and employability skills to make you ready for the world of work. आपको काम की दुनिया के लिए तैयार करने के लिए संस्थान/अध्यापकों द्वारा सॉफ्ट स्किल्स, जीवन कौशल और रोजगार योग्यता कौशल विकसित करने का प्रयास किया जाता है। 1,965 responses

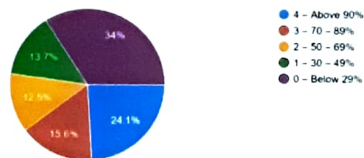
18. Efforts are made by the institute/ teachers to inculcate soft skills, life skills and employability skills to make you ready for the world of work. आप .र योग्यता कौशल विकसित करने का प्रयास किया जाता है। 1,965 responses



The 65.1% students of the institution responded that efforts are made by the institute to inculcate soft skills life skills and employability skills to make them ready for the world of work to a great extent where as 18.5% said that it is done by the institution moderately.

19. What percentage of teachers use ICT tools such as LCD projector, Multimedia, etc. while teaching. कितने प्रतिशत शिक्षक आईसीटी उपकरण जैसे ए.ट.ए. मल्टीमीडिया आदि का उपयोग करते हैं। पढ़ाते समय। 1,965 responses

19. What percentage of teachers use ICT tools such as LCD projector, Multimedia, etc. while teaching. कितने प्रतिशत शिक्षक आईसीटी उपकरण जैसे ए.ट.ए. मल्टीमीडिया आदि का उपयोग करते हैं। पढ़ाते समय। 1,965 responses



The 24.1% students agreed that Teachers use more than 90% ICT tools where as 15.6% student agreed that the teacher use 72 to 89% ICT tools such as LCD projector and multimedia devices during their teachings. The college will make future plans for its betterment.

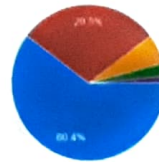
20. The overall quality of teaching-learning process in your institute is very good.

आपके संस्थान में शिक्षण-अधिगम प्रक्रिया की समय गुणवत्ता बहुत अच्छी है।

1,965 responses

20. The overall quality of teaching-learning process in your institute is very good. आपके संस्थान में शिक्षण-अधिगम प्रक्रिया की समय गुणवत्ता बहुत अच्छी है।

1,965 responses



- 4 - Strongly agree (पूरी तरह सहमत)
- 3 - Agree (सहमत)
- 2 - Neutral (उपेक्षित)
- 1 - Disagree (असहमत)
- 0 - Strongly disagree (पूरी तरह असहमत)

The 60.4% students have responded and given their strong agreement on the question that the overall quality of teaching learning process in our institution is very good. Whereas 29.5 % students replied and agreed that the overall quality of teaching-learning process in our institute is very good.



PRINCIPAL
KISAN POST GRADUATE COLLEGE
BAHRAICH